



SPRY Strategies

APP_Power Five Arizona

Arizona - Custom Smart Charts

Prepared by SPRY Strategies

The APP "Power Five" General Election Survey was conducted by IVR and Online (Online-to-Mobile) Interviews from August 14 - August 20 among a random sample of 600 likely general election voters. The survey has a margin of error of +/- 4.0 percentage points. Results are weighted. Some percentages in crosstab reports for this poll may not add to 100% due to rounding.

Q1 : Voter Reg

Are you 18+ and registered to vote?

Sample Size: 600



Legend

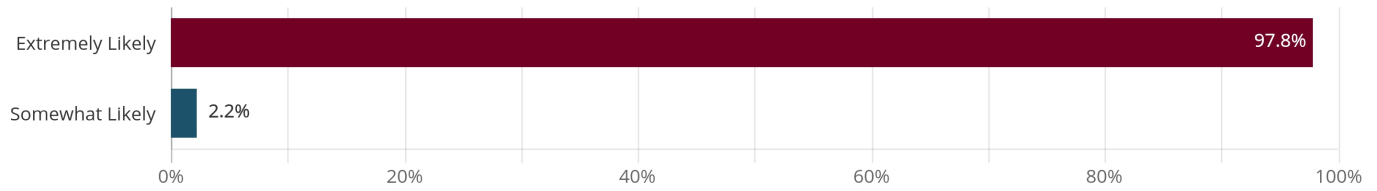
■ Yes

Value	Frequency	Percent
Yes	600	100%
Total	600	100%

Q2 : Voter Propensity

Thinking ahead to the November 5th General Election for President of the United States, how likely are you to vote? Would you say extremely likely, somewhat likely, or not very likely?

Sample Size: 600



Legend

■ Extremely Likely

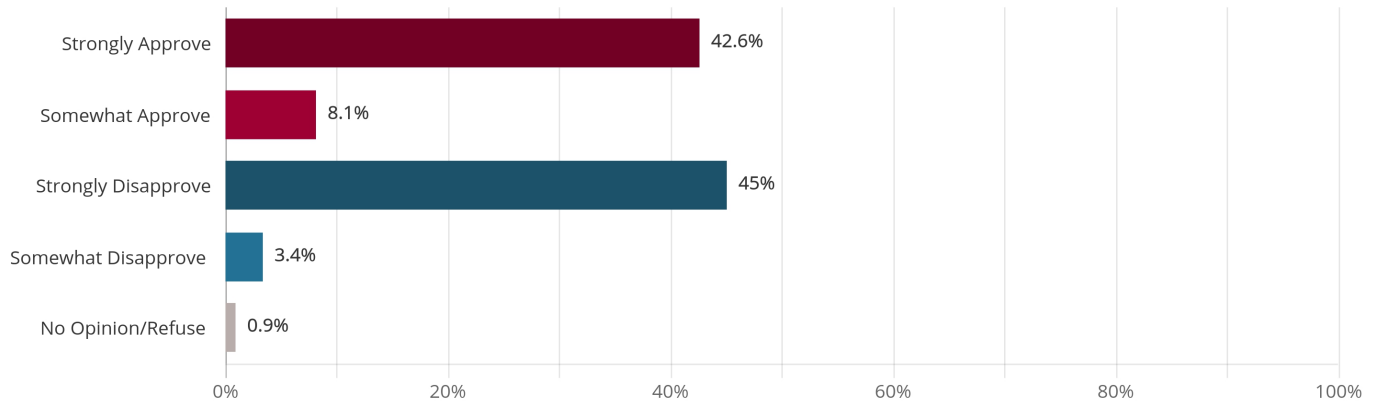
■ Somewhat Likely

Value	Frequency	Percent
Extremely Likely	587	97.8%
Somewhat Likely	13	2.2%
Total	600	100%

Q3 : Trump Approval

Looking back, how would you rate the job Donald Trump did as President?

Sample Size: 600

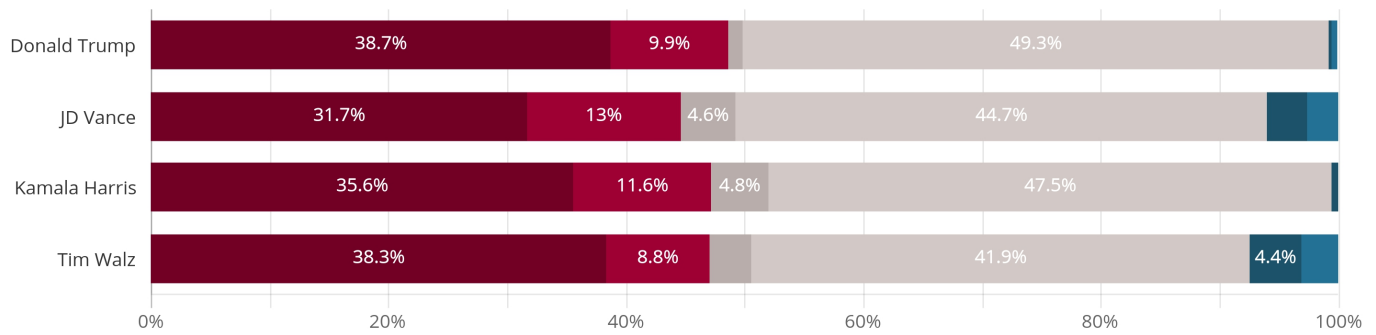


Value	Frequency	Percent
Strongly Approve	255	42.6%
Somewhat Approve	49	8.1%
Strongly Disapprove	270	45%
Somewhat Disapprove	20	3.4%
No Opinion/Refuse	5	0.9%
Total	600	100%

Q5 : Image Test

For each name below, please indicate whether you have a favorable or unfavorable opinion. If you have no opinion or have never heard of the person, just say so.

Sample Size: 600



Legend

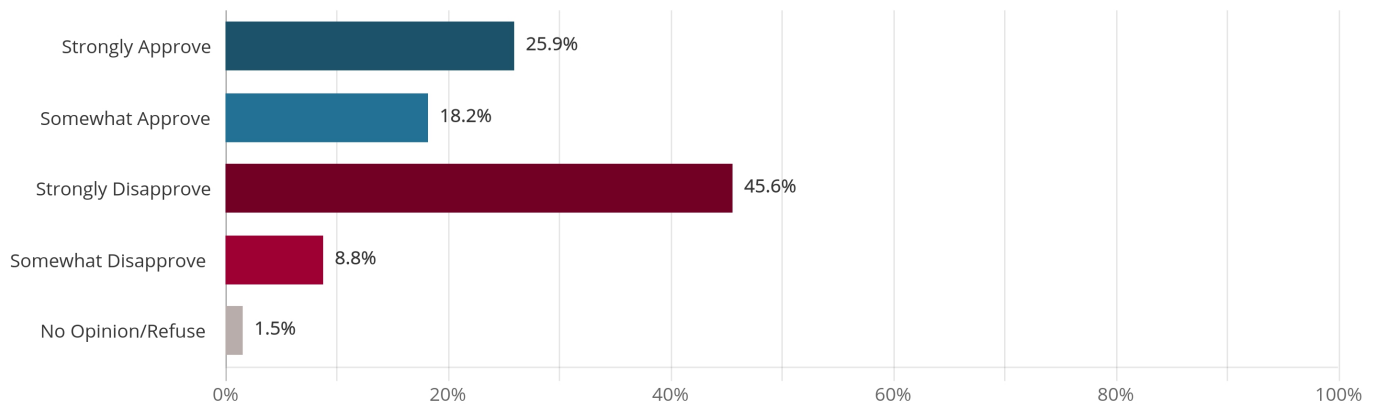


	Very Favorable	Somewhat Favorable	Somewhat Unfavorable	Very Unfavorable	No Opinion	Never Heard Of	Total
R1 Donald Trump	38.7% 232	9.9% 60	1.3% 8	49.3% 296	0.3% 2	0.4% 2	100% 600
R2 JD Vance	31.7% 190	13% 78	4.6% 27	44.7% 268	3.4% 20	2.6% 16	100% 600
R3 Kamala Harris	35.6% 213	11.6% 69	4.8% 29	47.5% 285	0.5% 3	0% 0	100% 600
R4 Tim Walz	38.3% 230	8.8% 53	3.5% 21	41.9% 251	4.4% 27	3.1% 19	100% 600

Q4 : Biden Approval

How do you rate the job Joe Biden has done as the President of the United States?

Sample Size: 600



Legend

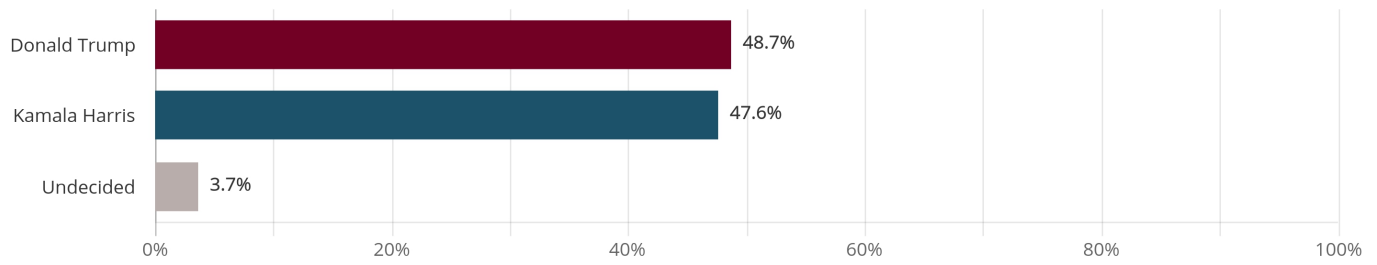


Value	Frequency	Percent
Strongly Approve	155	25.9%
Somewhat Approve	109	18.2%
Strongly Disapprove	274	45.6%
Somewhat Disapprove	53	8.8%
No Opinion/Refuse	9	1.5%
Total	600	100%

Q6 : Presidential Ballot

If the November 5th General Election for President of the United States were held today and the candidates were Republican Donald Trump and Democrat Kamala Harris, who would you vote for? If you are still undecided, please say so.

Sample Size: 600



Legend

■ Donald Trump
■ Undecided

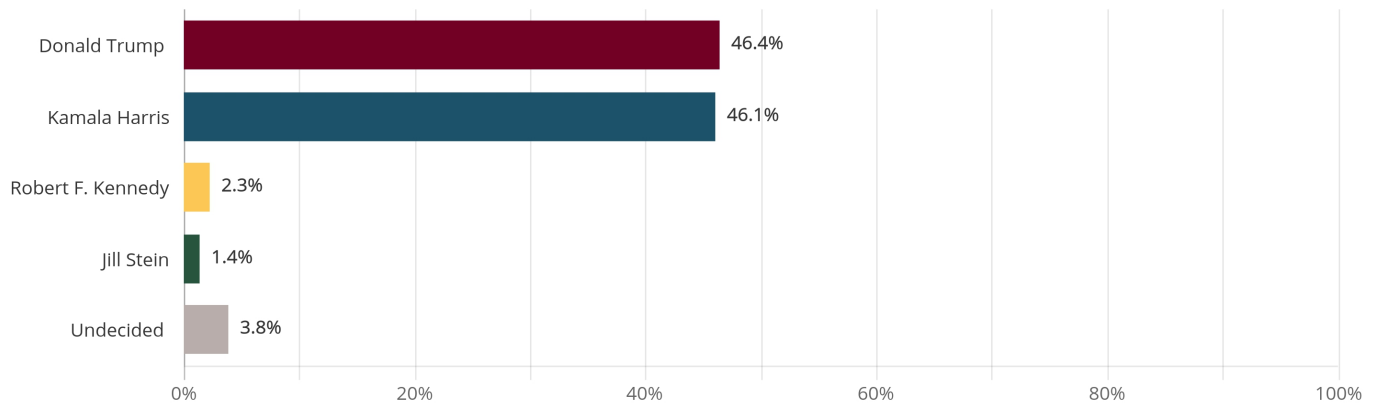
■ Kamala Harris

Value	Frequency	Percent
Donald Trump	292	48.7%
Kamala Harris	286	47.6%
Undecided	22	3.7%
Total	600	100%

Q7 : Presidential Ballot - Expanded

If the November 5th General Election for President of the United States were held today and the candidates were Republican Donald Trump, Democrat Kamala Harris, Independent Robert F. Kennedy or Green Party Jill Stein? who would you vote for? If you are still undecided please say so.

Sample Size: 600



Legend

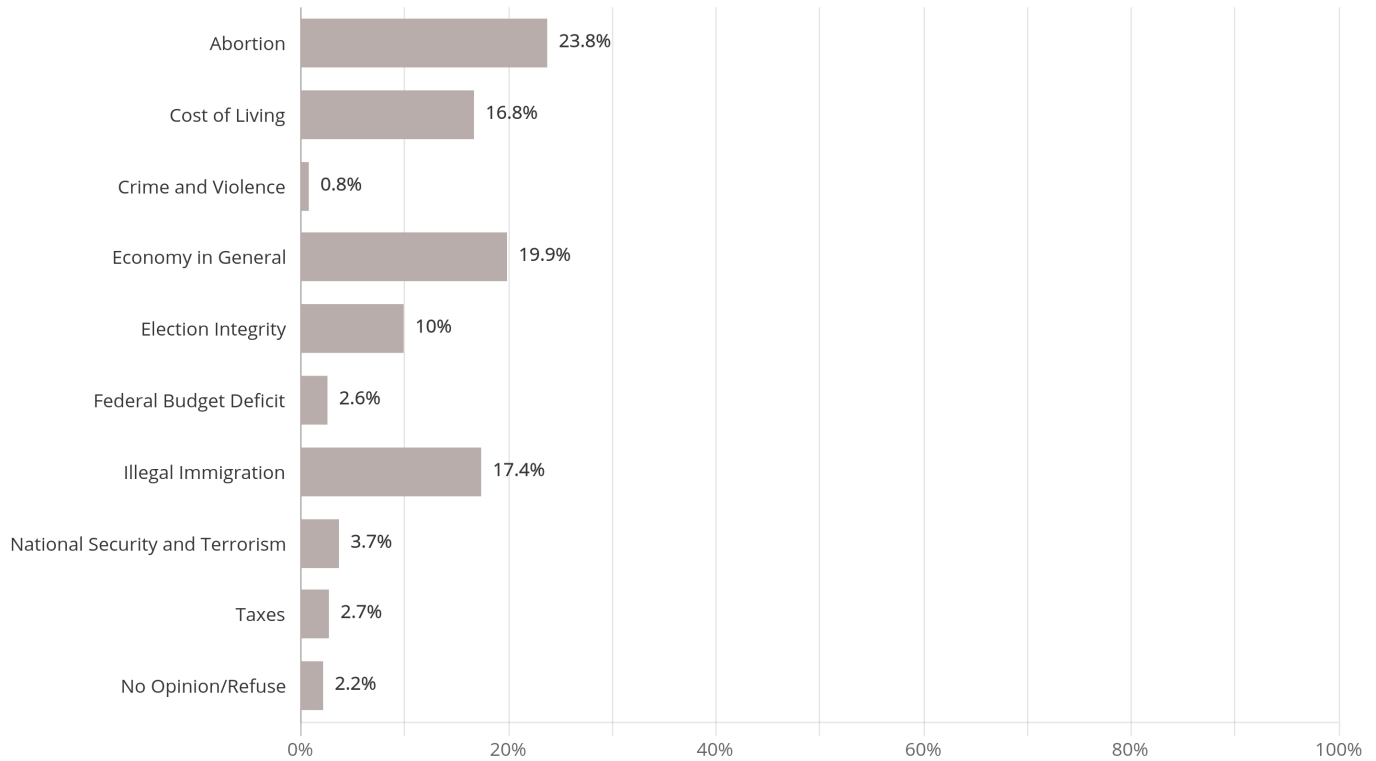


Value	Frequency	Percent
Donald Trump	278	46.4%
Kamala Harris	277	46.1%
Robert F. Kennedy	14	2.3%
Jill Stein	8	1.4%
Undecided	23	3.8%
Total	600	100%

Q8 : Top Voting Issue

What issues are more important in deciding who to vote for in the upcoming 2024 Presidential election?

Sample Size: 600

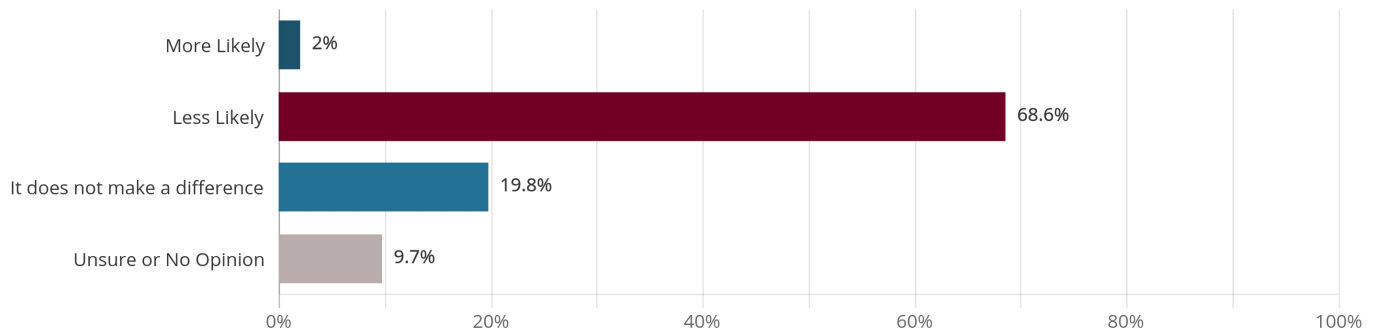


Value	Frequency	Percent
Abortion	143	23.8%
Cost of Living	101	16.8%
Crime and Violence	5	0.8%
Economy in General	120	19.9%
Election Integrity	60	10%
Federal Budget Deficit	16	2.6%
Illegal Immigration	105	17.4%
National Security and Terrorism	22	3.7%
Taxes	16	2.7%
No Opinion/Refuse	13	2.2%
Total	600	100%

Q9 : Military Record Lie

If a candidate running for public office lied or embellished their military record and used it to enhance their resume, would that make you more or less likely to vote for them?

Sample Size: 600

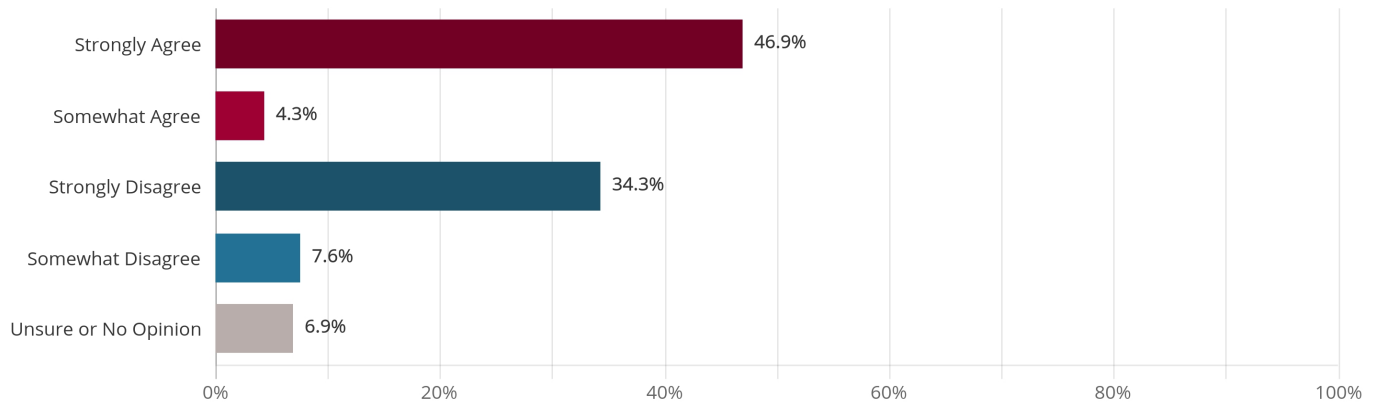


Value	Frequency	Percent
More Likely	12	2%
Less Likely	411	68.6%
It does not make a difference	119	19.8%
Unsure or No Opinion	58	9.7%
Total	600	100%

Q10 : Biden Health Coverup

In 2024, Kamala Harris repeatedly said that Joe Biden was fit to run for President and could serve another 4 years. Biden announced in July that he would not be seeking another term. Some have suggested that Kamala Harris was involved in a cover-up surrounding Biden's health issues. Do you agree or disagree that Harris may have been involved in the cover-up?

Sample Size: 600



Legend

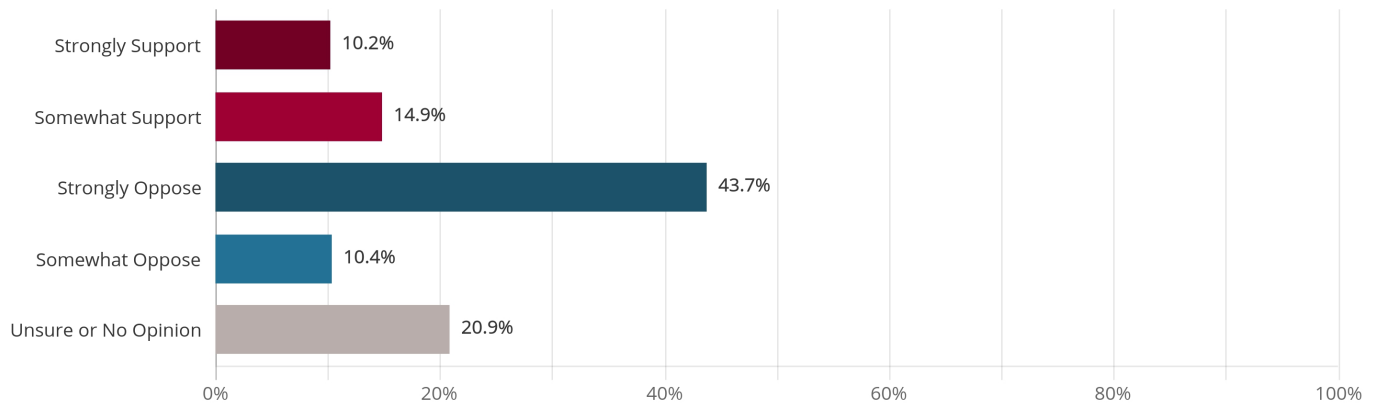


Value	Frequency	Percent
Strongly Agree	282	46.9%
Somewhat Agree	26	4.3%
Strongly Disagree	206	34.3%
Somewhat Disagree	45	7.6%
Unsure or No Opinion	41	6.9%
Total	600	100%

Q11 : Afghanistan Withdrawal

Kamala Harris says she was the last person in the room when Joe Biden made the final decision to withdraw from Afghanistan. 13 American soldiers were killed in action during the withdrawal. Do you support or oppose the way the withdrawal from Afghanistan was conducted?

Sample Size: 600

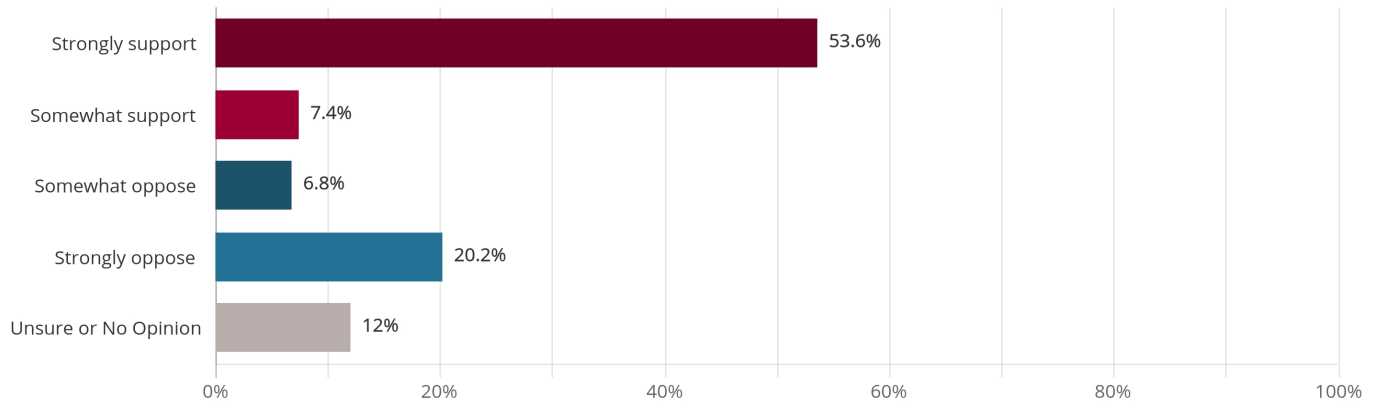


Value	Frequency	Percent
Strongly Support	61	10.2%
Somewhat Support	89	14.9%
Strongly Oppose	262	43.7%
Somewhat Oppose	62	10.4%
Unsure or No Opinion	125	20.9%
Total	600	100%

Q14 : Trans Athletes

Would you support or oppose Congress passing a law banning biological males who identify as transgender from participating in women's sports programs in public schools?

Sample Size: 600



Legend

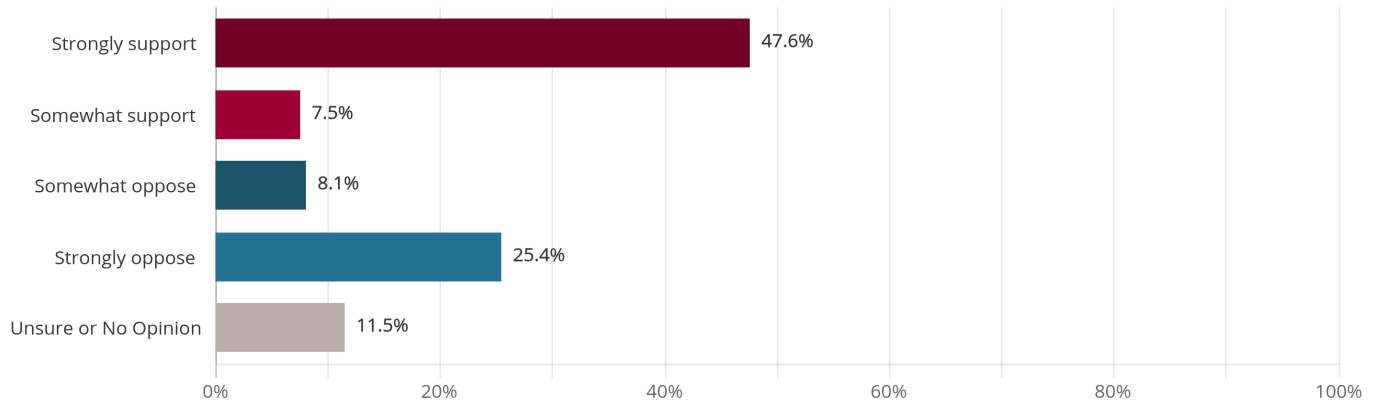


Value	Frequency	Percent
Strongly support	321	53.6%
Somewhat support	44	7.4%
Somewhat oppose	41	6.8%
Strongly oppose	121	20.2%
Unsure or No Opinion	72	12%
Total	600	100%

Q15 : Trans Minor Procedures

Would you support or oppose Congress passing a law banning sex-change procedures for children under the age of 18 who identify as transgender?

Sample Size: 600



Legend

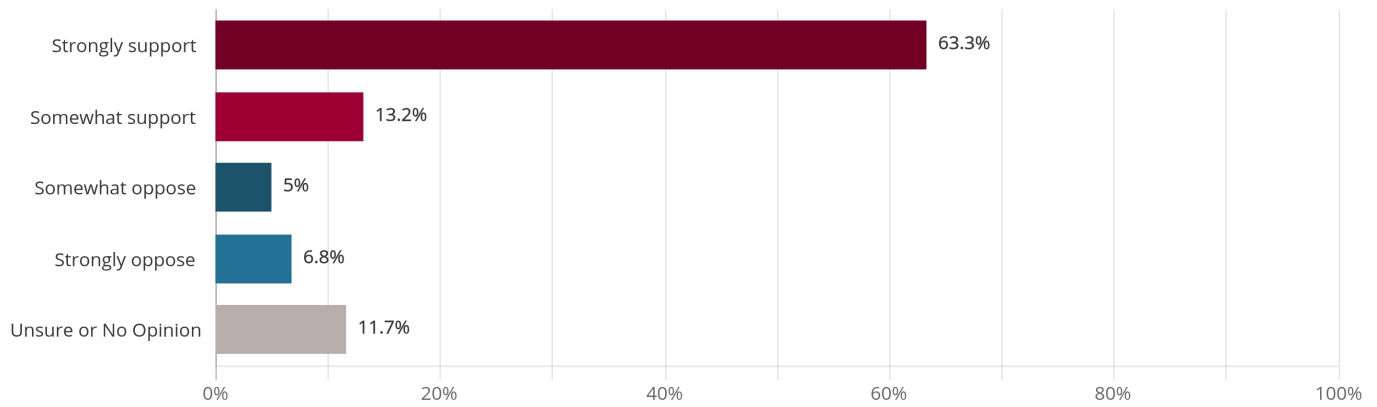


Value	Frequency	Percent
Strongly support	286	47.6%
Somewhat support	45	7.5%
Somewhat oppose	48	8.1%
Strongly oppose	152	25.4%
Unsure or No Opinion	69	11.5%
Total	600	100%

Q16 : 18 or Older Sites

Would you support or oppose Congress passing a law requiring online pornography companies to verify someone is 18 or older before allowing access to their sites?

Sample Size: 600



Legend

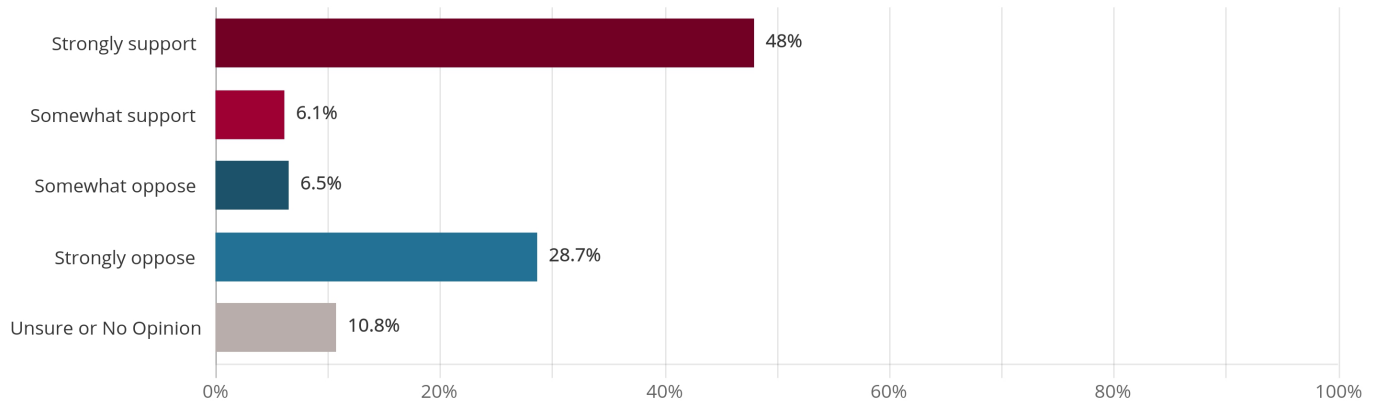


Value	Frequency	Percent
Strongly support	380	63.3%
Somewhat support	79	13.2%
Somewhat oppose	30	5%
Strongly oppose	41	6.8%
Unsure or No Opinion	70	11.7%
Total	600	100%

Q17 : Parental Notification

Would you support or oppose Congress passing a law requiring public schools to notify parents if their child is identifying as transgender in class?

Sample Size: 600



Legend

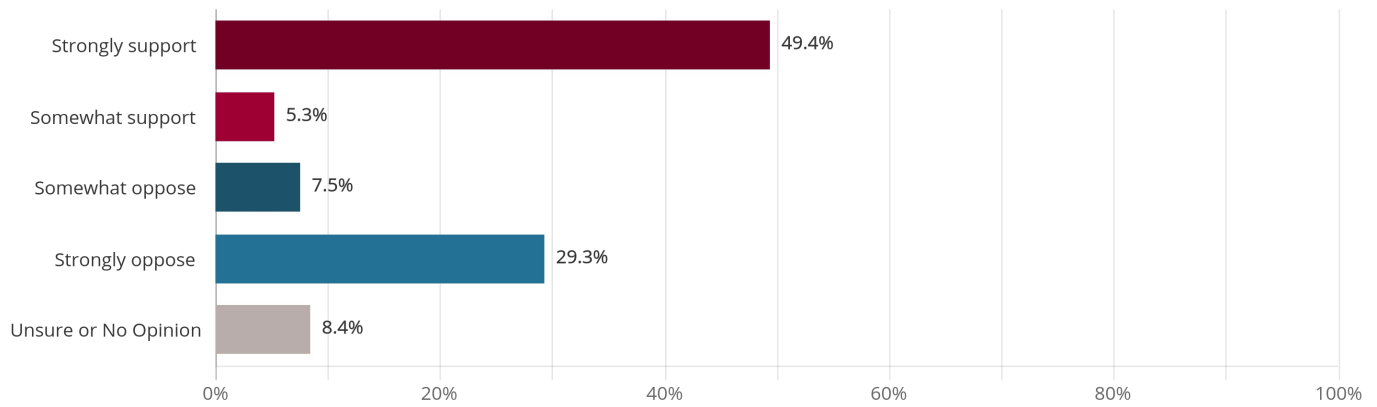


Value	Frequency	Percent
Strongly support	288	48%
Somewhat support	36	6.1%
Somewhat oppose	39	6.5%
Strongly oppose	172	28.7%
Unsure or No Opinion	65	10.8%
Total	600	100%

Q18 : Young Student Topics Ban

Would you support or oppose Congress passing a law banning classroom instruction on topics related to sexual orientation or gender identity in public schools for students in kindergarten through 3rd grade?

Sample Size: 600



Legend

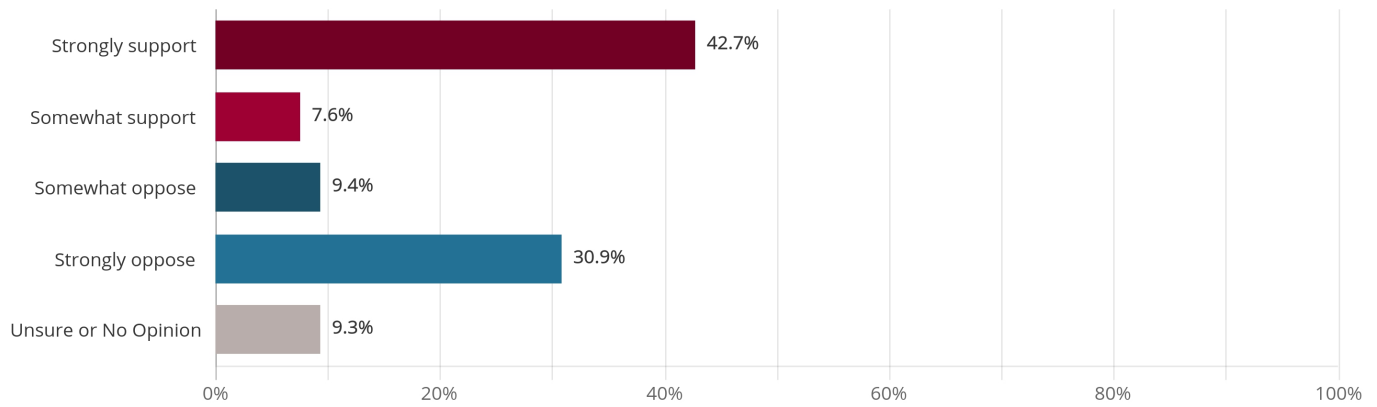


Value	Frequency	Percent
Strongly support	297	49.4%
Somewhat support	32	5.3%
Somewhat oppose	45	7.5%
Strongly oppose	176	29.3%
Unsure or No Opinion	51	8.4%
Total	600	100%

Q19 : Graphic Content Library Ban

Would you support or oppose Congress passing a law prohibiting public elementary and middle schools from making books with graphic sexual depictions available to students in the school library?

Sample Size: 600



Legend

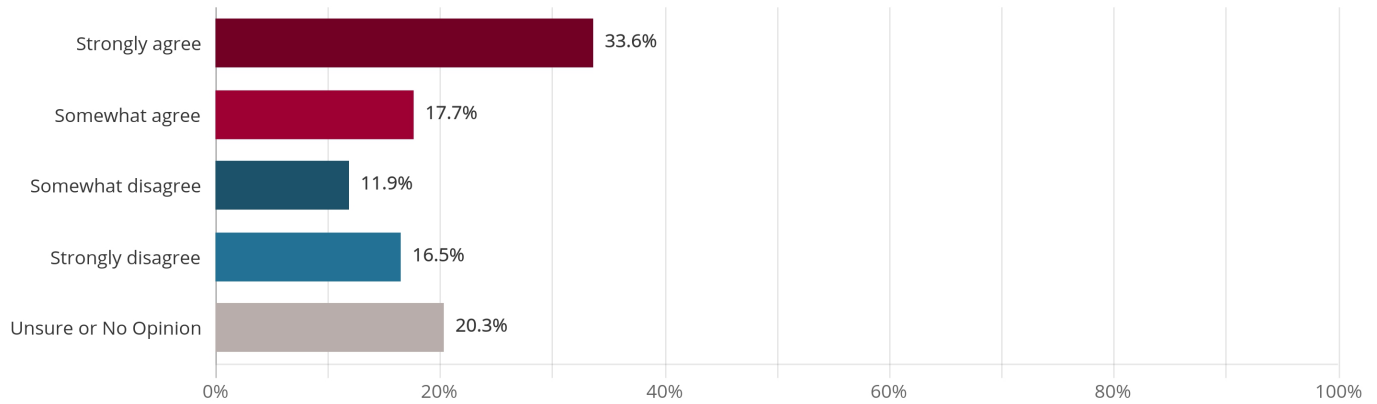


Value	Frequency	Percent
Strongly support	256	42.7%
Somewhat support	46	7.6%
Somewhat oppose	57	9.4%
Strongly oppose	186	30.9%
Unsure or No Opinion	56	9.3%
Total	600	100%

Q20 : Commercialized Gambling

Some have suggested that the recent expansion of commercialized gambling has had a negative effect on American society. Do you agree or disagree?

Sample Size: 600



Legend

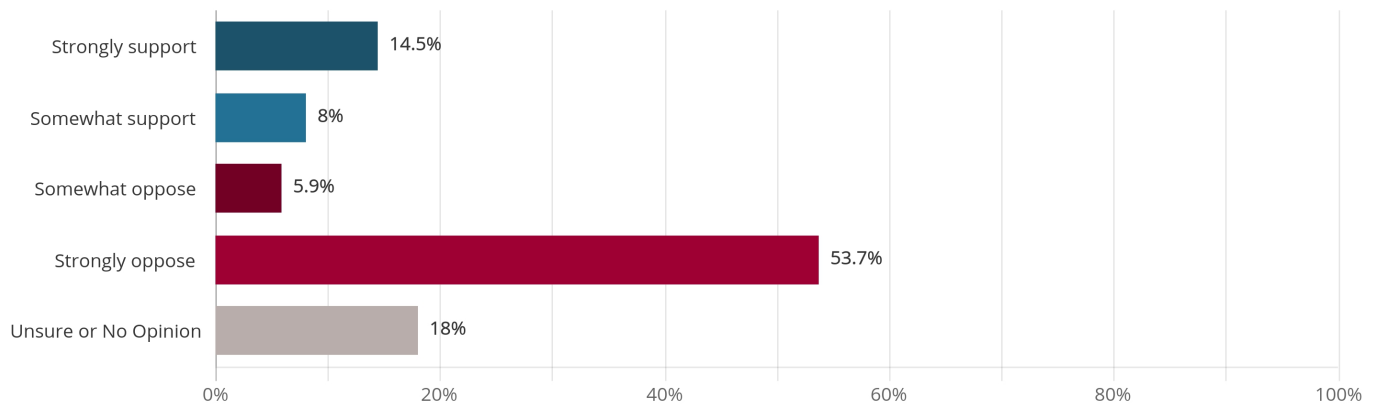


Value	Frequency	Percent
Strongly agree	202	33.6%
Somewhat agree	106	17.7%
Somewhat disagree	72	11.9%
Strongly disagree	99	16.5%
Unsure or No Opinion	122	20.3%
Total	600	100%

Q21 : Trans Sanctuary

Some states have passed laws making themselves "transgender sanctuary states" which would provide special legal protections for persons or entities that facilitate sex change drugs and procedures for minors, even against parents' wishes, and in some cases taking custody away from parents who do not wish their children to undergo these treatments. Would you support or oppose Congress passing a similar law?

Sample Size: 600



Legend

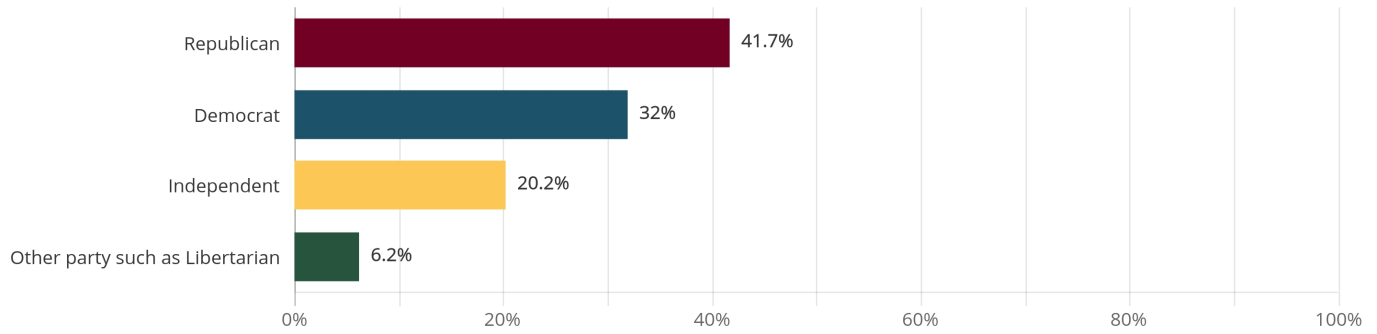


Value	Frequency	Percent
Strongly support	87	14.5%
Somewhat support	48	8%
Somewhat oppose	35	5.9%
Strongly oppose	322	53.7%
Unsure or No Opinion	108	18%
Total	600	100%

Q23 : Party

Do you consider yourself to be a Republican, a Democrat, Independent or another party such as Libertarian?

Sample Size: 600

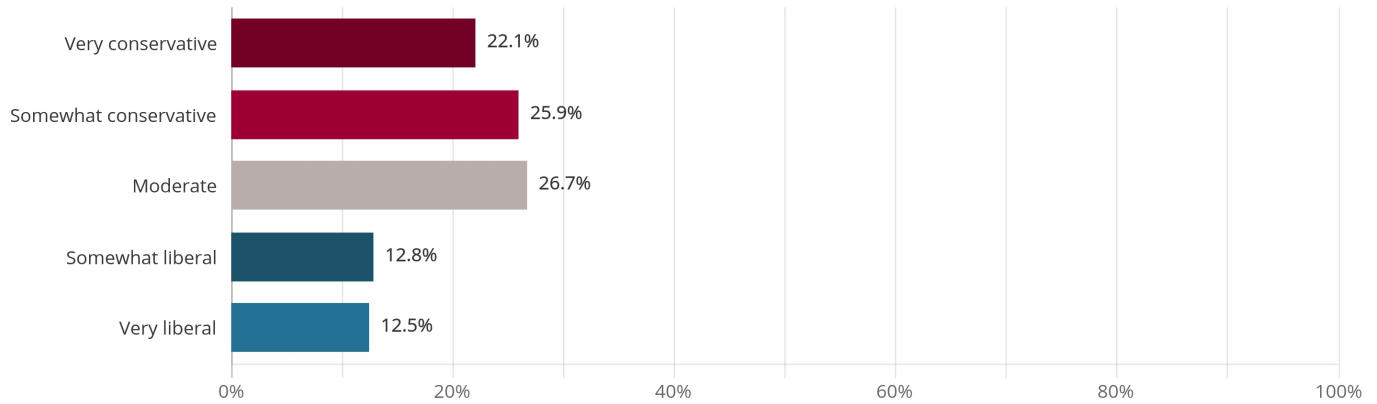


Value	Frequency	Percent
Republican	250	41.7%
Democrat	192	32%
Independent	121	20.2%
Other party such as Libertarian	37	6.2%
Total	600	100%

Q24 : Ideology

What is your political ideology?

Sample Size: 600

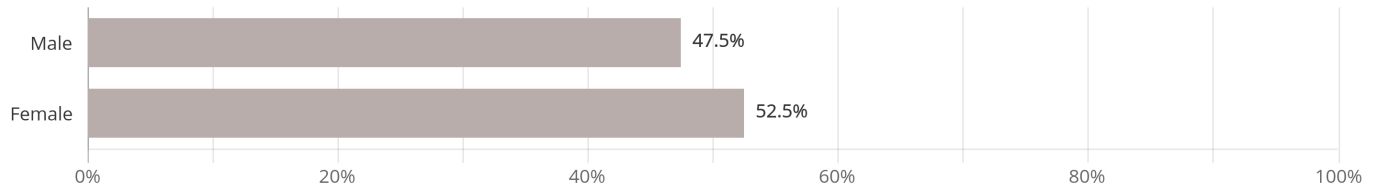


Value	Frequency	Percent
Very conservative	133	22.1%
Somewhat conservative	155	25.9%
Moderate	160	26.7%
Somewhat liberal	77	12.8%
Very liberal	75	12.5%
Total	600	100%

Q25 : Gender

What is your gender?

Sample Size: 600



Legend

Male

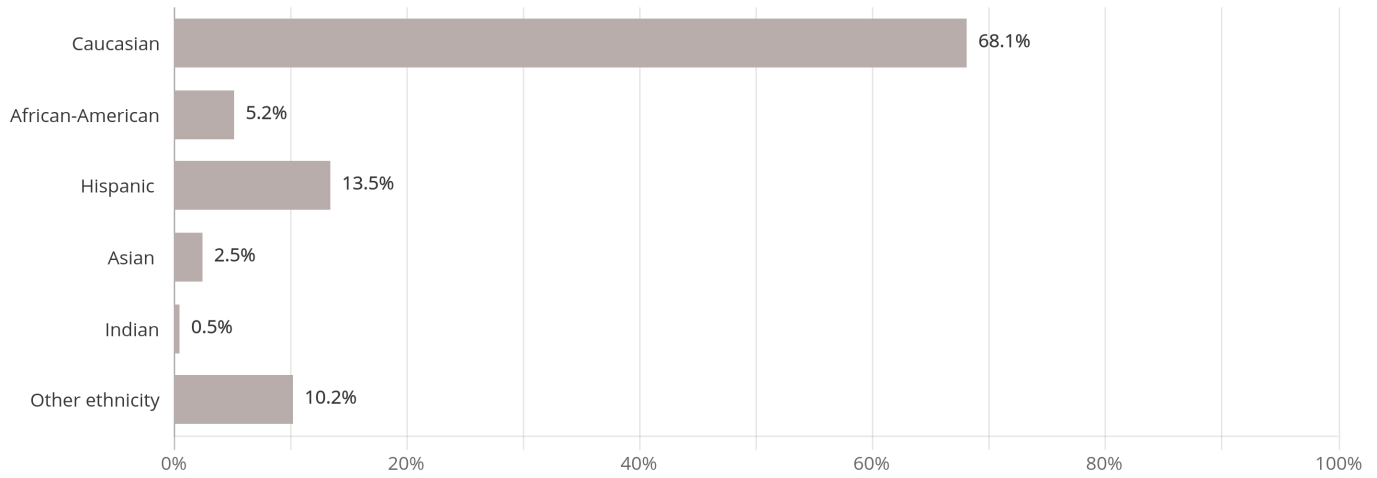
Female

Value	Frequency	Percent
Male	285	47.5%
Female	315	52.5%
Total	600	100%

Q26 : Ethnicity

What is your ethnicity?

Sample Size: 600

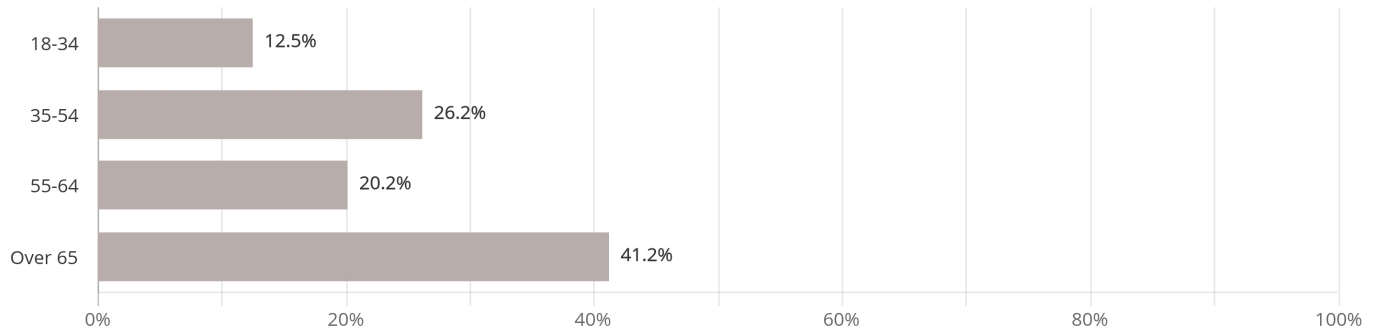


Value	Frequency	Percent
Caucasian	408	68.1%
African-American	31	5.2%
Hispanic	81	13.5%
Asian	15	2.5%
Indian	3	0.5%
Other ethnicity	61	10.2%
Total	600	100%

Q27 : Age

What is your age?

Sample Size: 600

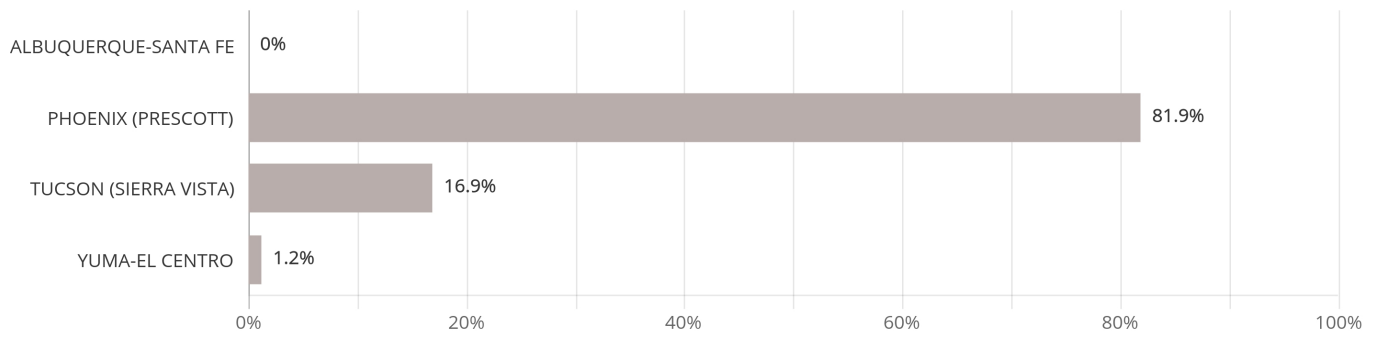


Value	Frequency	Percent
18-34	75	12.5%
35-54	157	26.2%
55-64	121	20.2%
Over 65	247	41.2%
Total	600	100%

Q28 : DMA

DMA

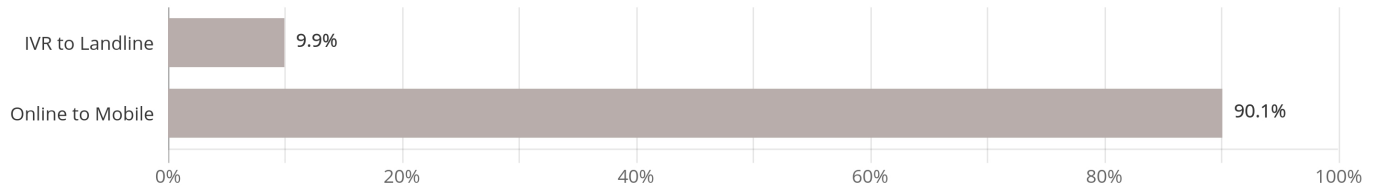
Sample Size: 600



Value	Frequency	Percent
ALBUQUERQUE-SANTA FE	0	0%
PHOENIX (PRESCOTT)	491	81.9%
TUCSON (SIERRA VISTA)	101	16.9%
YUMA-EL CENTRO	7	1.2%
Total	600	100%

Q29 : Survey Method

Survey Method
Sample Size: 600



Legend

■ IVR to Landline

■ Online to Mobile

Value	Frequency	Percent
IVR to Landline	59	9.9%
Online to Mobile	541	90.1%
Total	600	100%