



# SPRY Strategies

---

## KY Family Policy 1.9.19

**Topline** • 01.17.2019 - 01.17.2019

Performed by SPRY

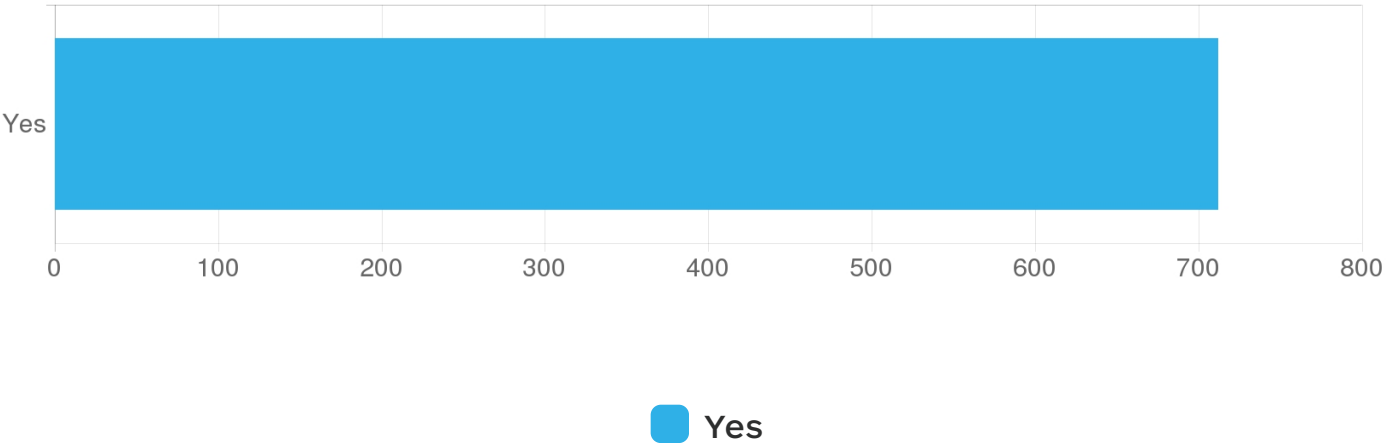
The Kentucky Statewide Survey was conducted by IVR Interviews among random sample of 722 likely voters. The poll has a margin error of plus or minus 3.6 percentage points. Results are weighted. Some percentages in crosstab reports for this poll may not add to 100% due to rounding.

# KY Family Policy 1.9.19

Topline • 01.17.2019 - 01.17.2019

**Q1. Registered to Vote:**

Are you registered to vote in the state of Kentucky?



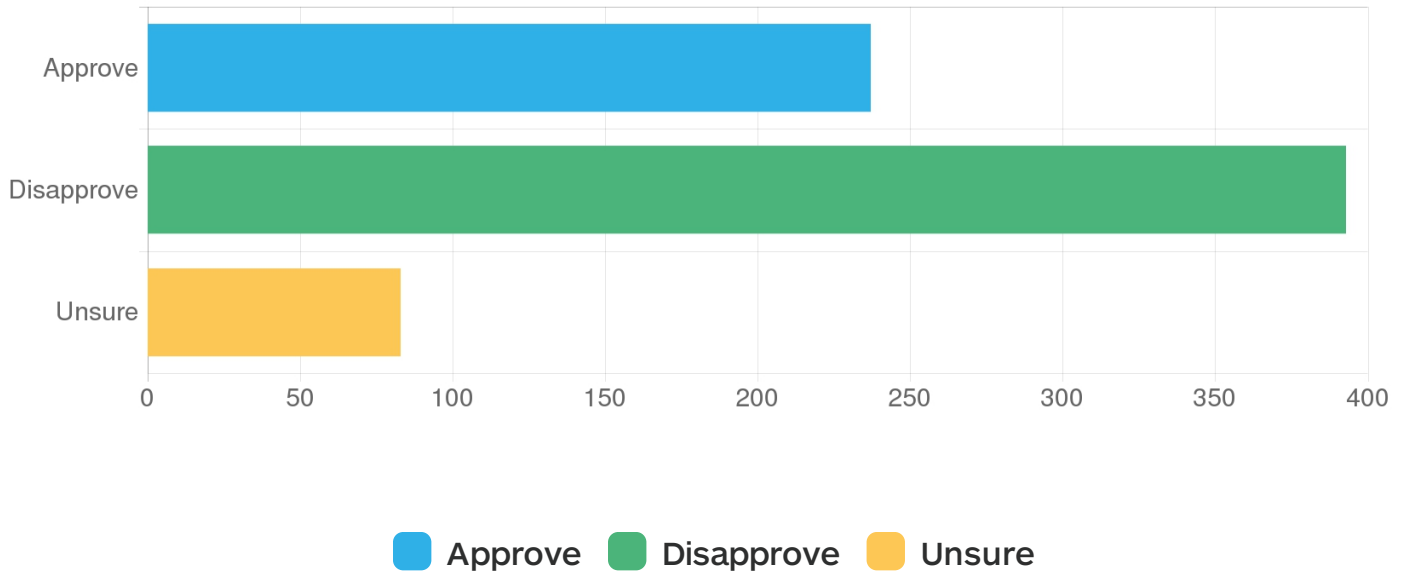
Attribute	Overall Count	Overall %
Yes	712	100%
Total	712	100%

# KY Family Policy 1.9.19

Topline • 01.17.2019 - 01.17.2019

## Q2. Bevin Approval:

How would you rate the job Matt Bevin has been doing as Governor? Do you approve or disapprove of the job he is doing?



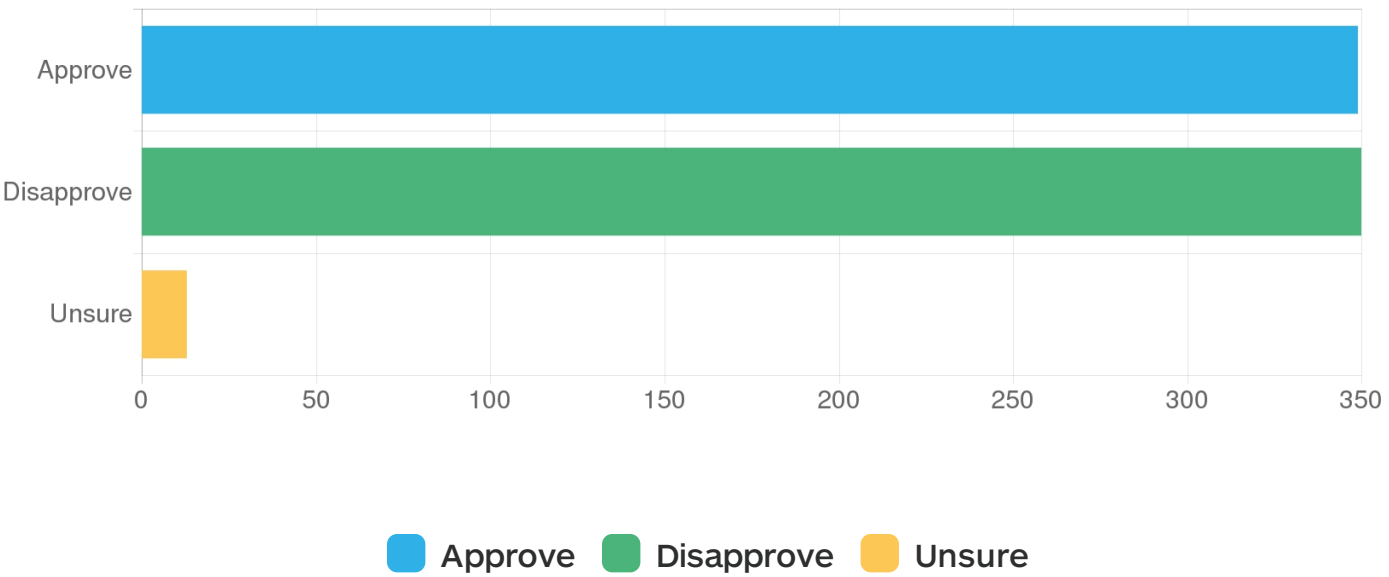
Attribute	Overall Count	Overall %
Approve	237	33.22%
Disapprove	393	55.14%
Unsure	83	11.64%
Total	712	100%

# KY Family Policy 1.9.19

Topline • 01.17.2019 - 01.17.2019

**Q3. Trump Approval:**

How would you rate the job Donald Trump has been doing as President? Do you approve or disapprove of the job he is doing?



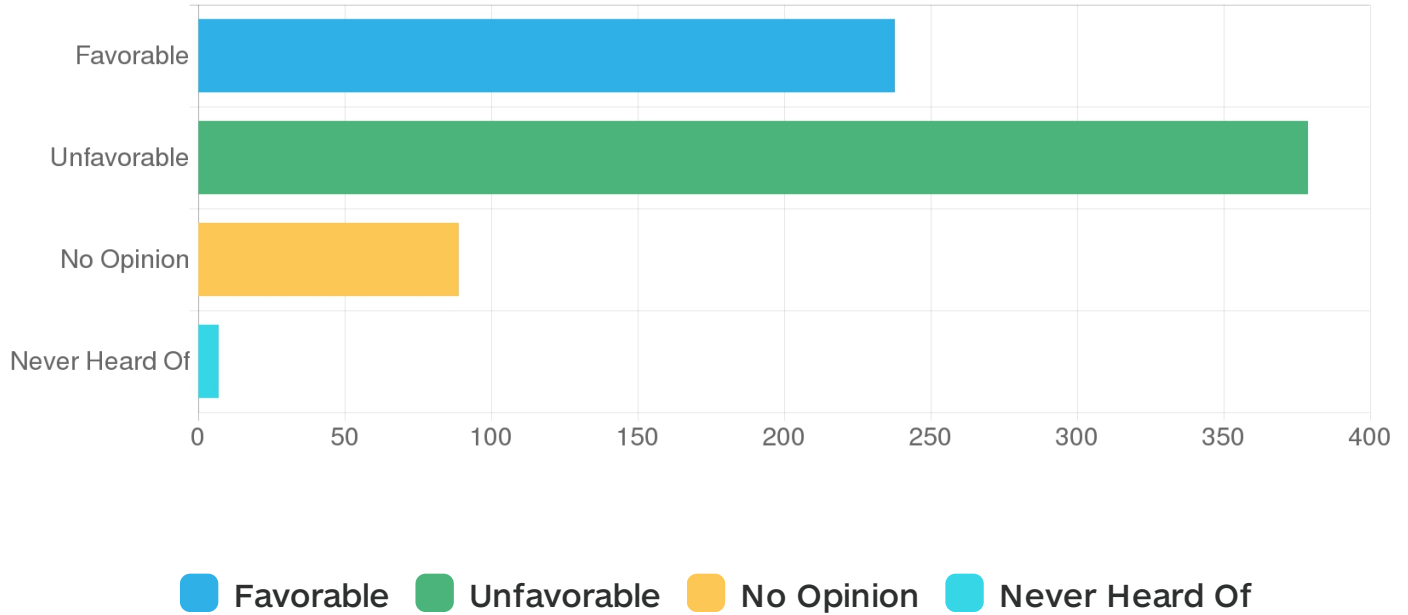
Attribute	Overall Count	Overall %
Approve	349	49.03%
Disapprove	350	49.09%
Unsure	13	1.88%
Total	712	100%

# KY Family Policy 1.9.19

Topline • 01.17.2019 - 01.17.2019

## Q4. Bevin Opinion:

Matt Bevin:

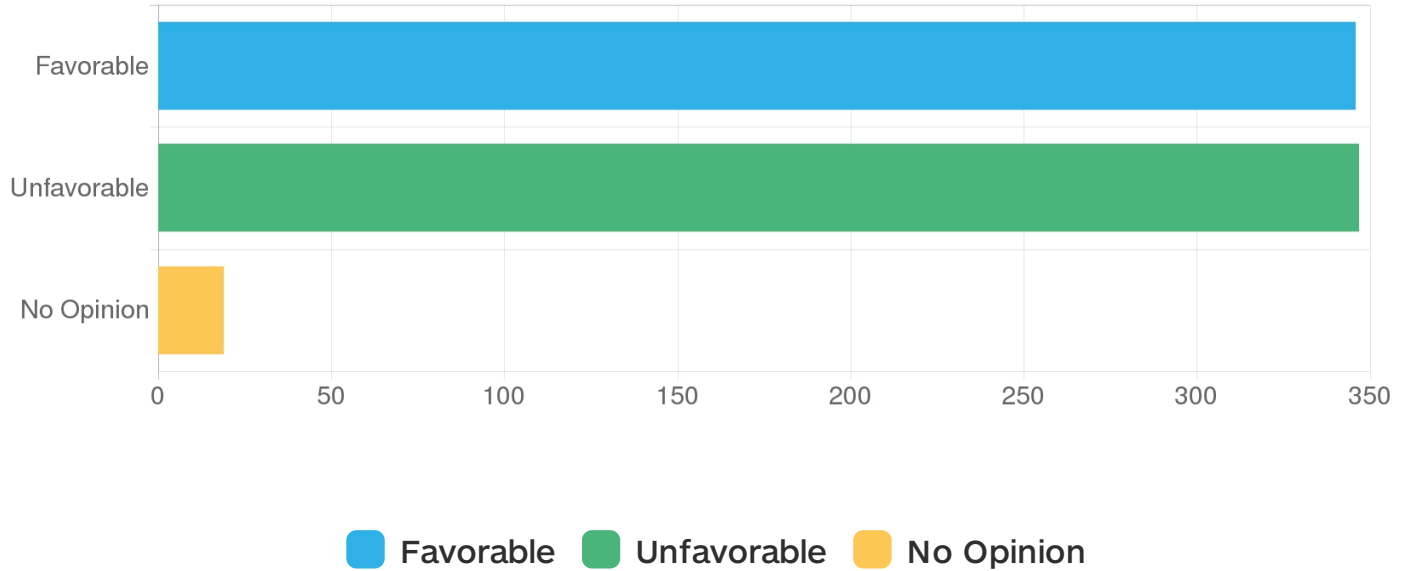


Attribute	Overall Count	Overall %
Favorable	238	33.35%
Unfavorable	379	53.15%
No Opinion	89	12.54%
Never Heard Of	7	0.96%
Total	712	100%

# KY Family Policy 1.9.19

Topline • 01.17.2019 - 01.17.2019

## Q5. Trump Opinion: Donald Trump:



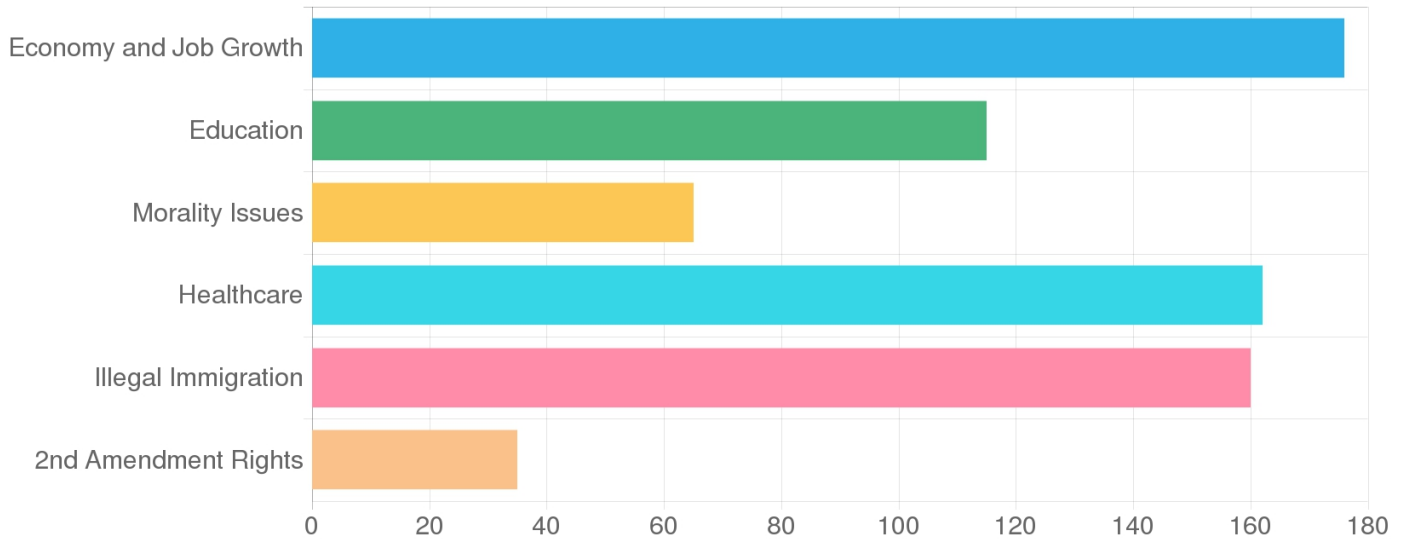
Attribute	Overall Count	Overall %
Favorable	346	48.6%
Unfavorable	347	48.68%
No Opinion	19	2.73%
Total	712	100%

# KY Family Policy 1.9.19

Topline • 01.17.2019 - 01.17.2019

## Q6. Issue:

Which of the following issues do you believe is the most important: economy and job growth, education, morality issues, healthcare, illegal immigration or protecting 2nd Amendment rights?



■ Economy and Job Growth ■ Education ■ Morality Issues ■ Healthcare  
■ Illegal Immigration ■ 2nd Amendment Rights

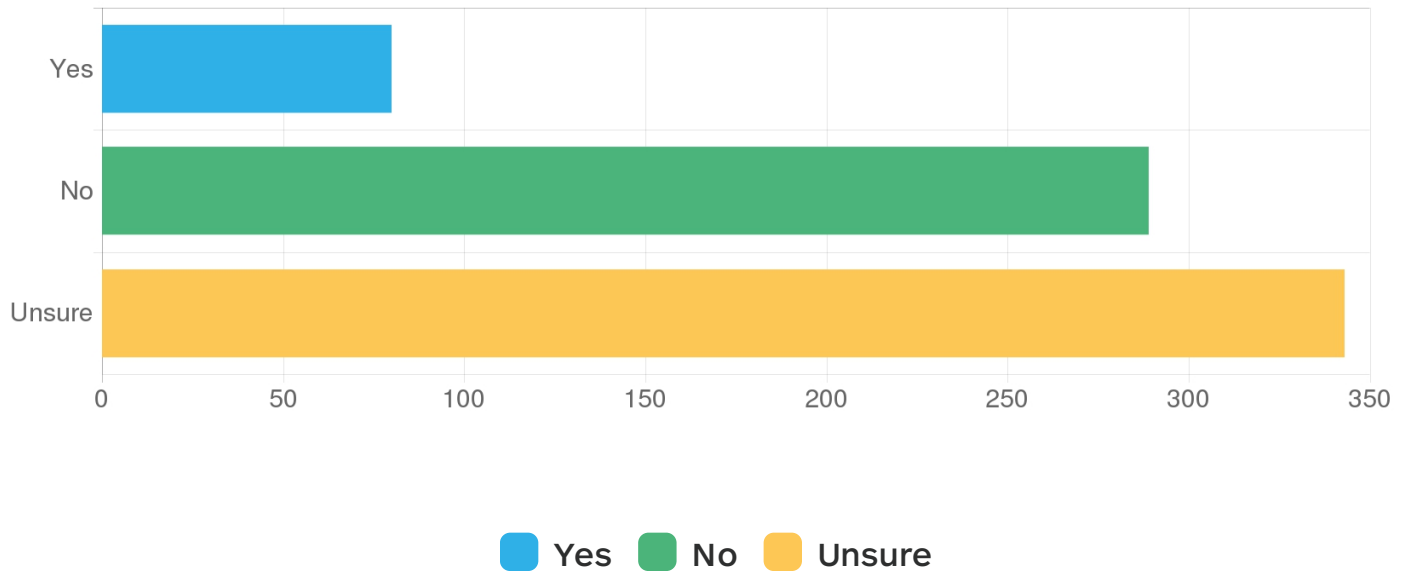
Attribute	Overall Count	Overall %
Economy and Job Growth	176	24.67%
Education	115	16.11%
Morality Issues	65	9.17%
Healthcare	162	22.68%
Illegal Immigration	160	22.43%
2nd Amendment Rights	35	4.94%
Total	712	100%

# KY Family Policy 1.9.19

Topline • 01.17.2019 - 01.17.2019

## Q7. Gender Dysphoria Parental Rights:

Gender dysphoria is defined as a conflict between a person's physical or assigned gender and the gender with which they identify. Do you think state of Kentucky should be allowed to remove parental rights if they do not consent to medical interventions, such as hormone treatments or surgery, for gender dysphoria?



Attribute	Overall Count	Overall %
Yes	80	11.21%
No	289	40.58%
Unsure	343	48.21%
Total	712	100%

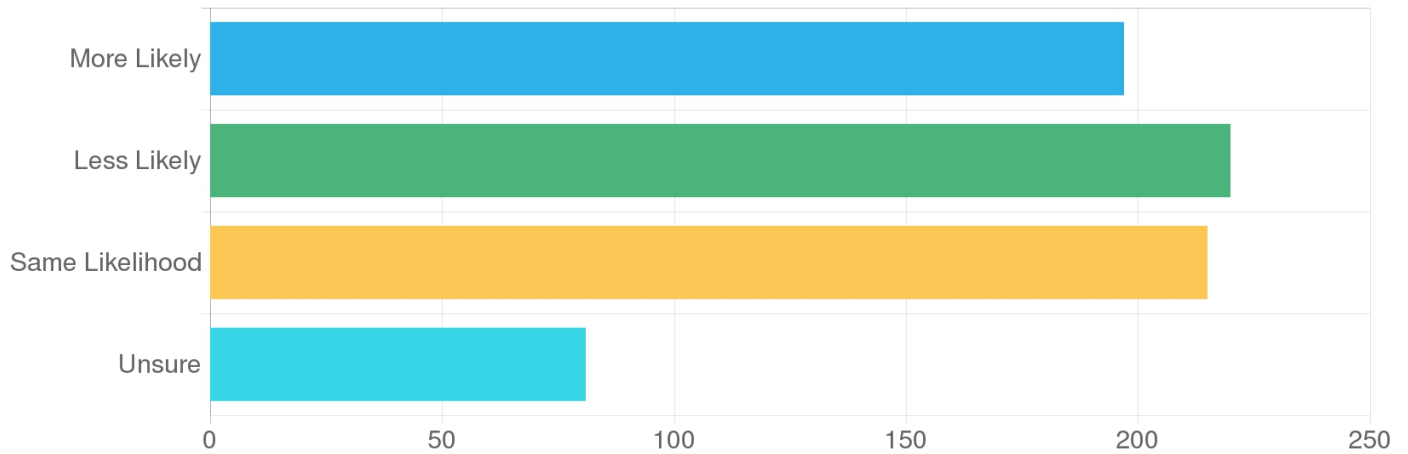


# KY Family Policy 1.9.19

Topline • 01.17.2019 - 01.17.2019

## Q8. Bevin Parental Rights:

If Gov. Matt Bevin were to support a law that protected parental rights over their child's medical treatment in this instance, would this make you more likely, less likely, or about the same likelihood to support him?



More Likely Less Likely Same Likelihood Unsure

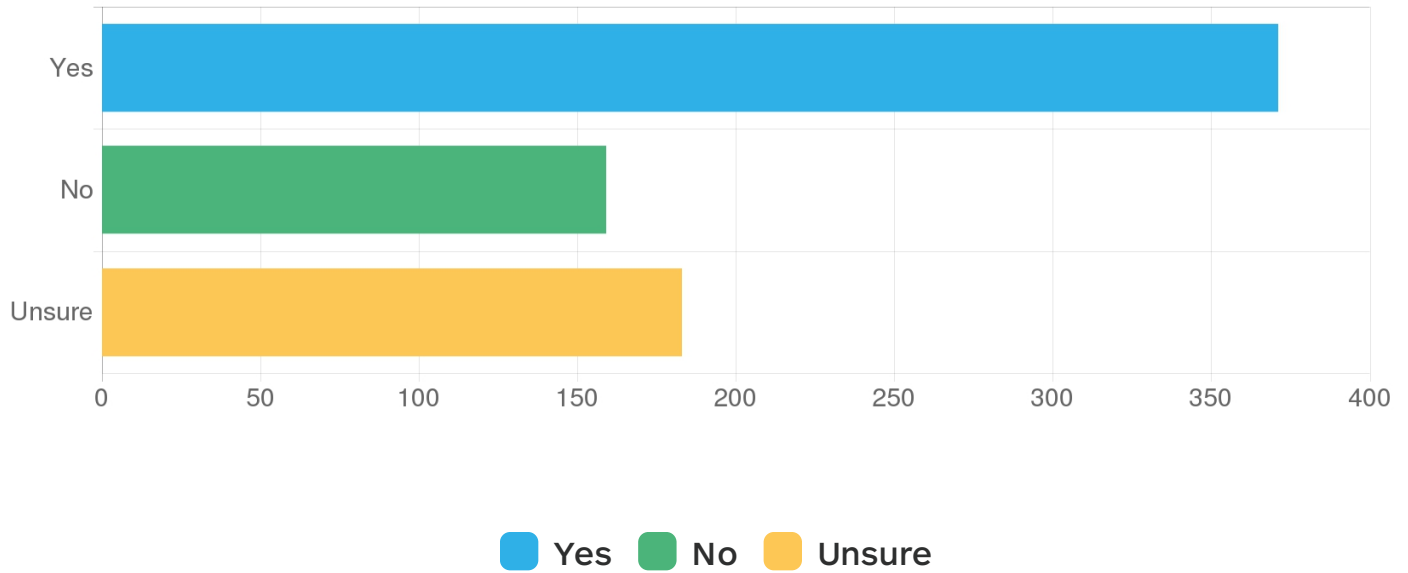
Attribute	Overall Count	Overall %
More Likely	197	27.61%
Less Likely	220	30.86%
Same Likelihood	215	30.22%
Unsure	81	11.32%
Total	712	100%

# KY Family Policy 1.9.19

Topline • 01.17.2019 - 01.17.2019

## Q9. Gender Dysphoria School Admin:

Should school administrators be required to notify parents if their child indicates he or she has gender dysphoria or otherwise struggles with gender identity?



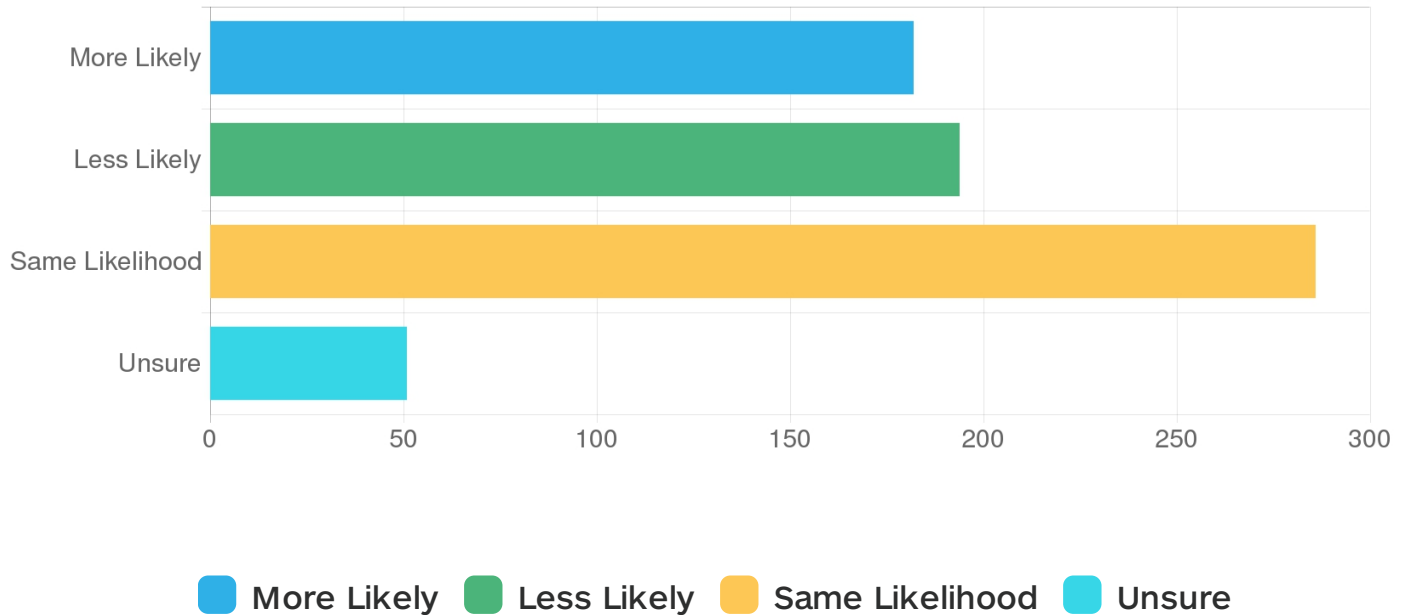
Attribute	Overall Count	Overall %
Yes	371	52.01%
No	159	22.27%
Unsure	183	25.72%
Total	712	100%

# KY Family Policy 1.9.19

Topline • 01.17.2019 - 01.17.2019

## Q10. Bevin School Admin:

If Gov. Matt Bevin were to support a law that required school administrators to notify the child's parents in this instance, would this make you more likely, less likely, or about the same likelihood to support him?



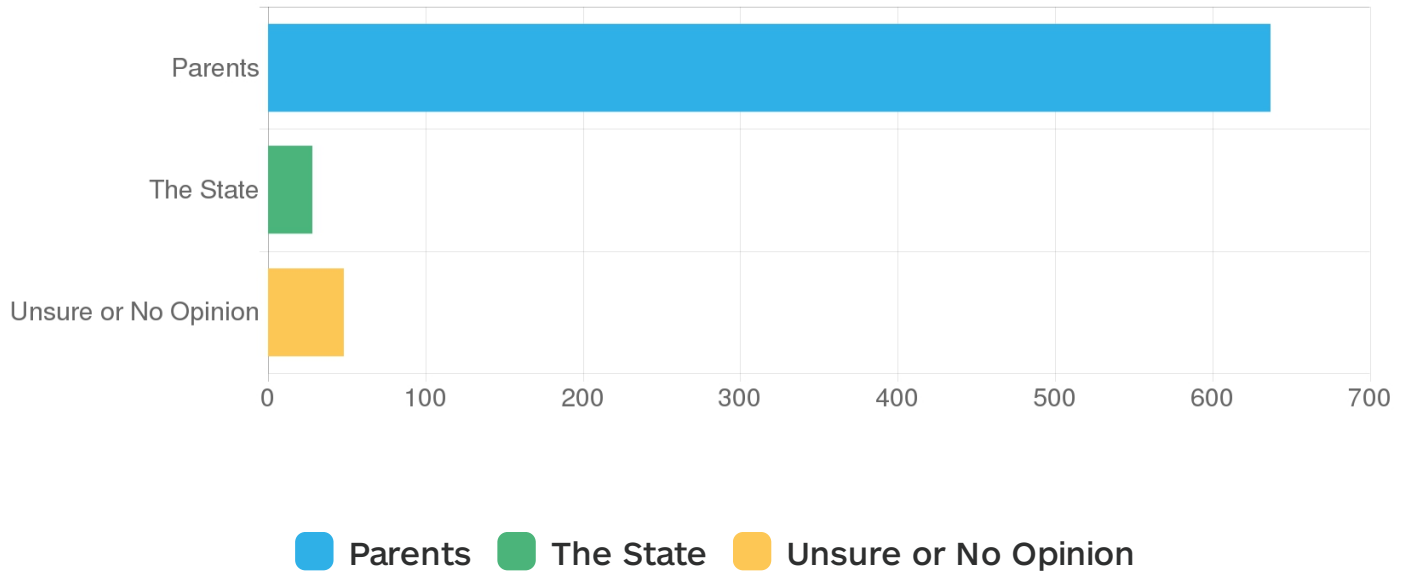
Attribute	Overall Count	Overall %
More Likely	182	25.51%
Less Likely	194	27.18%
Same Likelihood	286	40.2%
Unsure	51	7.11%
Total	712	100%

# KY Family Policy 1.9.19

Topline • 01.17.2019 - 01.17.2019

## Q11. Upbringing, Education, Med Care:

Who should have the ultimate authority in decisions regarding a child's upbringing, education, and medical care: the parents, or the State?



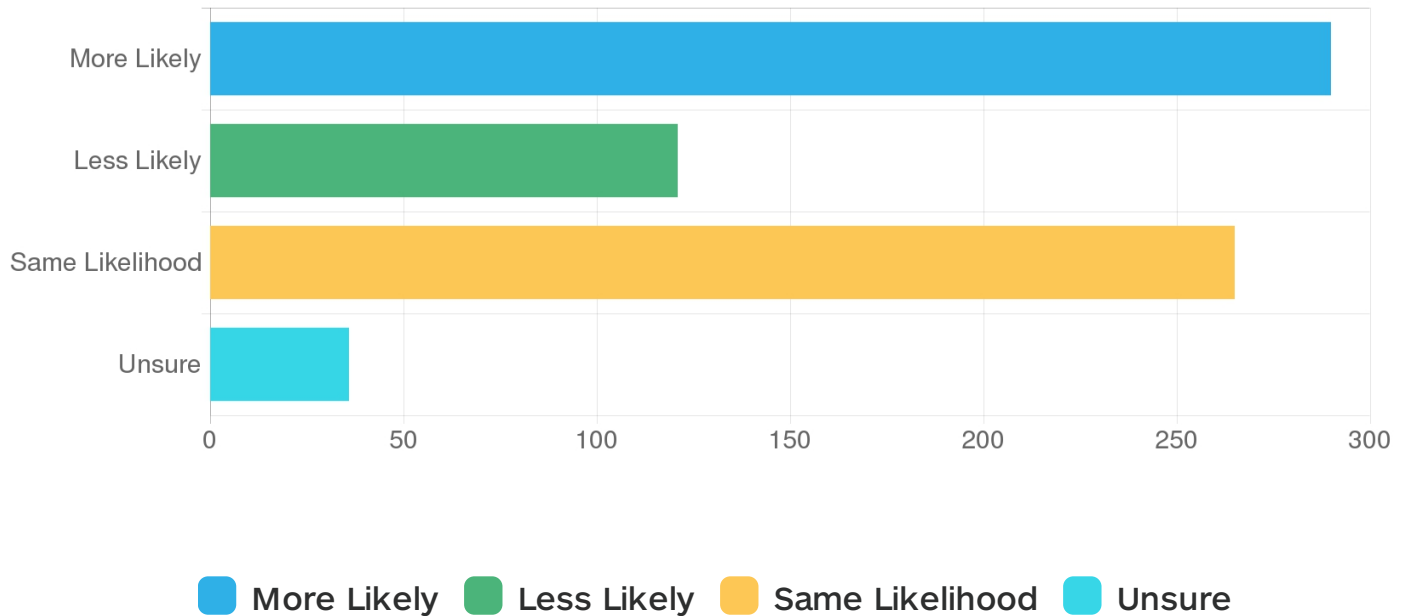
Attribute	Overall Count	Overall %
Parents	637	89.38%
The State	28	3.91%
Unsure or No Opinion	48	6.71%
Total	712	100%

# KY Family Policy 1.9.19

Topline • 01.17.2019 - 01.17.2019

## Q12. Bevin Upbringing, Education, Med Care:

If Gov. Matt Bevin were to support a law that said parents -- and not the State -- have the ultimate authority in decisions regarding their child's upbringing, education, and medical care, would this make you more likely, less likely, or about the same likelihood to support him?



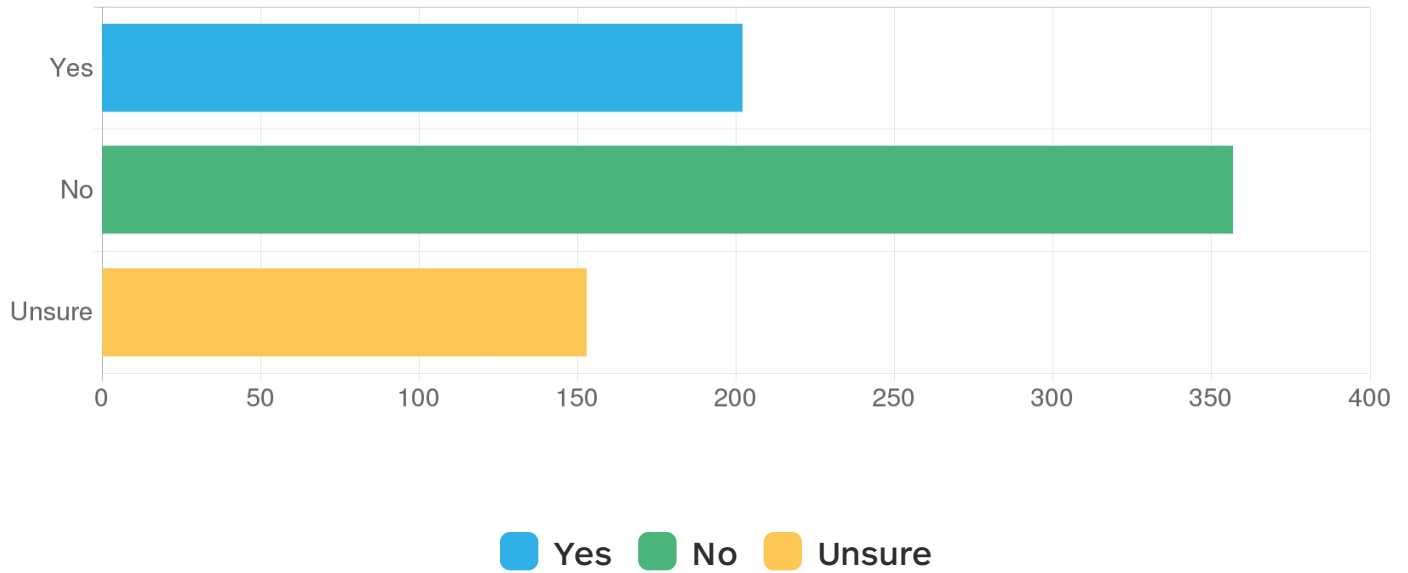
Attribute	Overall Count	Overall %
More Likely	290	40.72%
Less Likely	121	16.96%
Same Likelihood	265	37.21%
Unsure	36	5.11%
Total	712	100%

# KY Family Policy 1.9.19

Topline • 01.17.2019 - 01.17.2019

## Q13. Public Restrooms:

Should people who identify themselves as transgender be allowed to use public bathrooms, locker rooms, and showers that correspond to their self-identified gender?



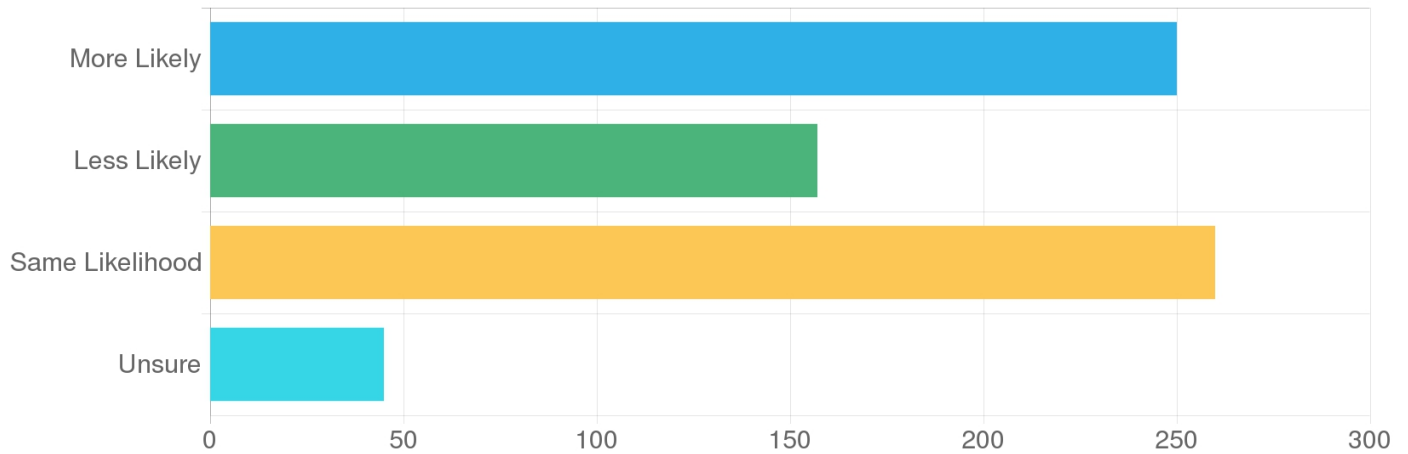
Attribute	Overall Count	Overall %
Yes	202	28.42%
No	357	50.07%
Unsure	153	21.51%
Total	712	100%

# KY Family Policy 1.9.19

Topline • 01.17.2019 - 01.17.2019

## Q14. Bevin Public Restrooms:

If Gov. Matt Bevin were to support a law upholding the separation of public bathrooms, locker rooms, and showers based on biological sex, would this make you more likely, less likely, or about the same likelihood to support him?



More Likely Less Likely Same Likelihood Unsure

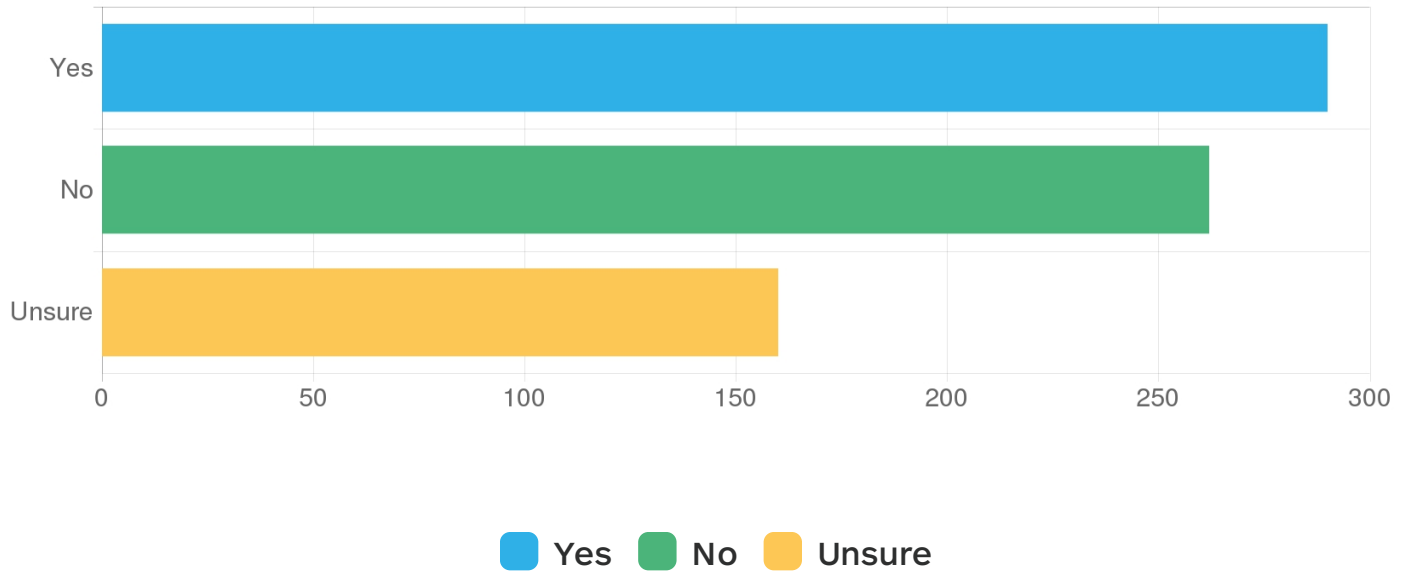
Attribute	Overall Count	Overall %
More Likely	250	35.14%
Less Likely	157	22.03%
Same Likelihood	260	36.54%
Unsure	45	6.29%
Total	712	100%

# KY Family Policy 1.9.19

Topline • 01.17.2019 - 01.17.2019

## Q15. Faith Based Adoption:

Should the State allow private faith-based adoption and foster care agencies to operate according to their religious beliefs and place children only in homes with both a mother and a father?



Attribute	Overall Count	Overall %
Yes	290	40.76%
No	262	36.72%
Unsure	160	22.52%
Total	712	100%

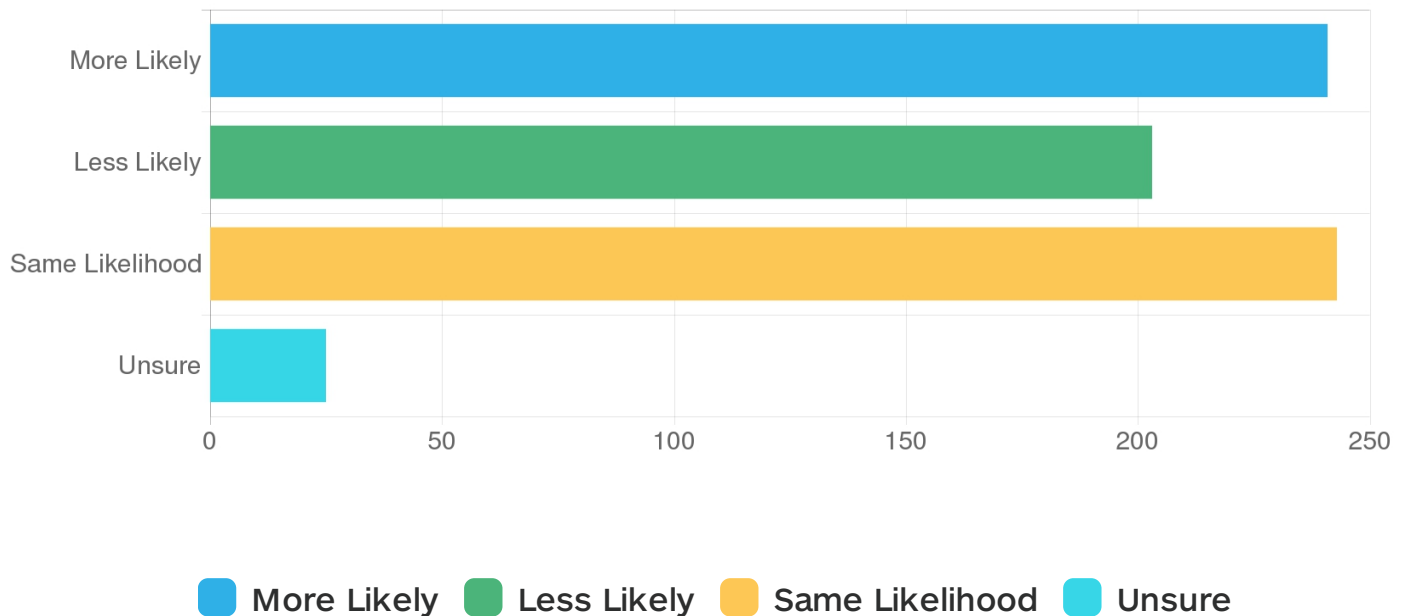


# KY Family Policy 1.9.19

Topline • 01.17.2019 - 01.17.2019

## Q16. Bevin Faith Based Adoption:

If Gov. Matt Bevin were to support a law that protected the ability of faith-based adoption and foster care agencies to operate according to their religious beliefs and place children only in homes with both a mother and a father, would this make you more likely, less likely, or about the same likelihood to support him?



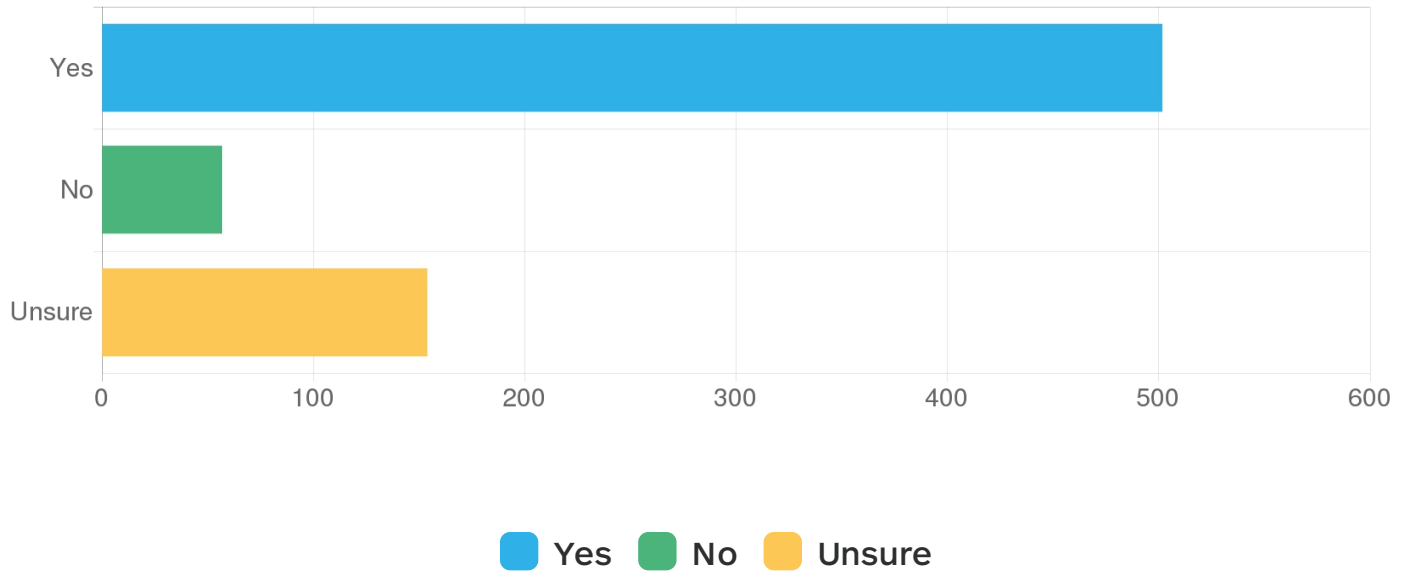
Attribute	Overall Count	Overall %
More Likely	241	33.85%
Less Likely	203	28.5%
Same Likelihood	243	34.11%
Unsure	25	3.54%
Total	712	100%

# KY Family Policy 1.9.19

Topline • 01.17.2019 - 01.17.2019

## Q17. Experimental Treatments:

Should parents have the right to attempt experimental medical treatments, without government interference, that might save their terminally ill children?



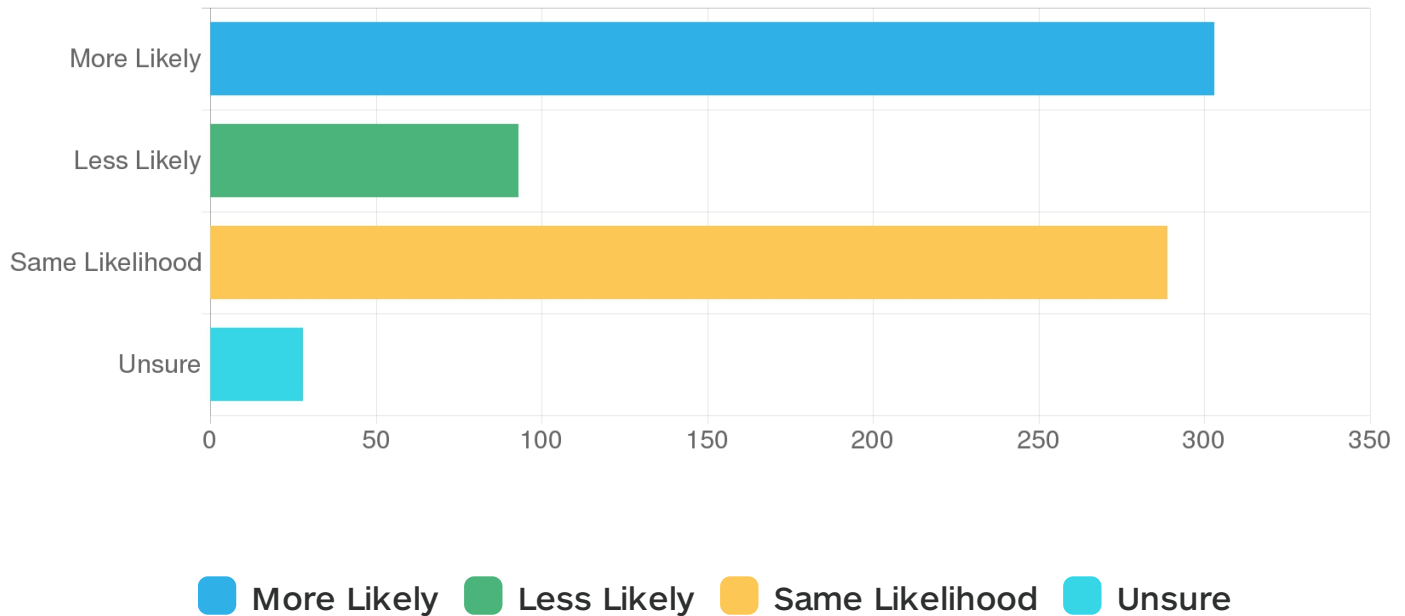
Attribute	Overall Count	Overall %
Yes	502	70.41%
No	57	7.94%
Unsure	154	21.65%
Total	712	100%

# KY Family Policy 1.9.19

Topline • 01.17.2019 - 01.17.2019

## Q18. Bevin Experimental Treatments:

If Gov. Matt Bevin were to support a law that gave parents the right to attempt experimental medical treatments, without government interference, that might save their terminally ill children, would this make you more or less likely to support him?



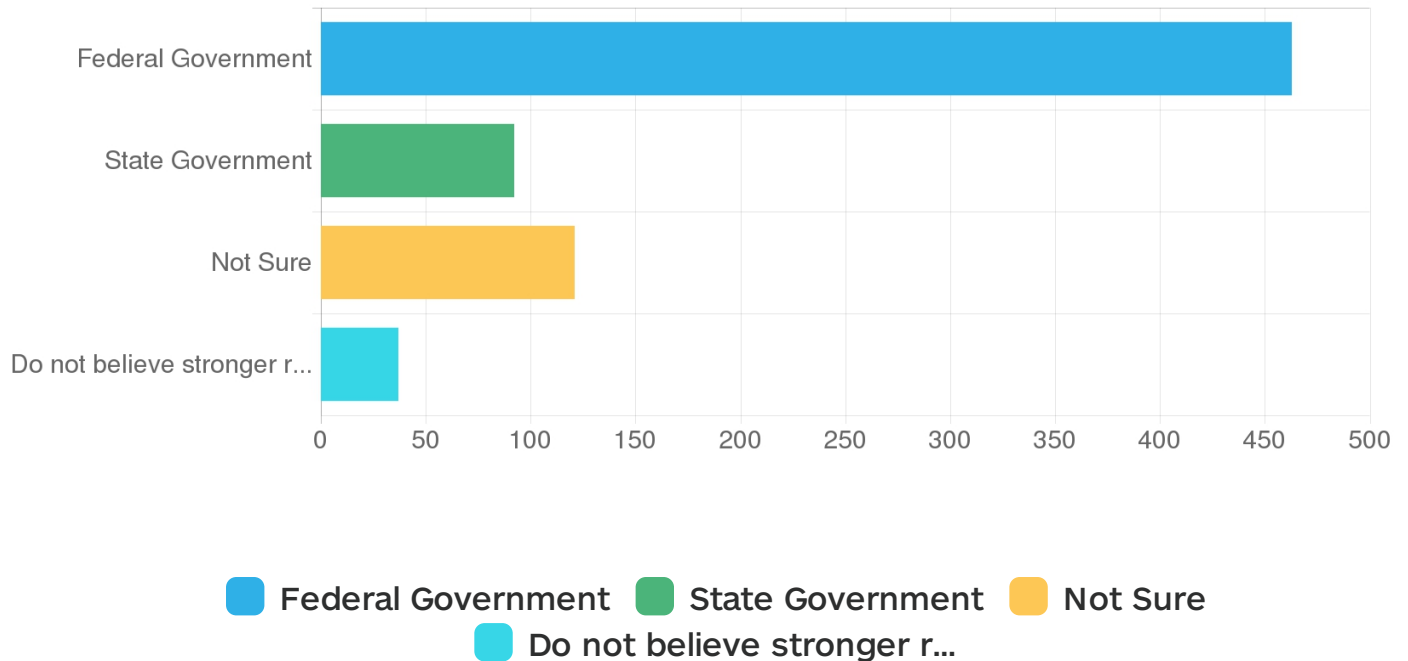
Attribute	Overall Count	Overall %
More Likely	303	42.5%
Less Likely	93	13.07%
Same Likelihood	289	40.57%
Unsure	28	3.86%
Total	712	100%

# KY Family Policy 1.9.19

Topline • 01.17.2019 - 01.17.2019

## Q19. Big Data Regulation:

After a major increase in data breaches by hostile foreign governments, domestic and international hacking, and questionable data collection and sharing by big-tech companies like Facebook and Google, there is growing push for stronger regulation guiding how big-tech companies manage data. Do you think it is the responsibility of the state government or federal government to implement stronger regulation on big data?



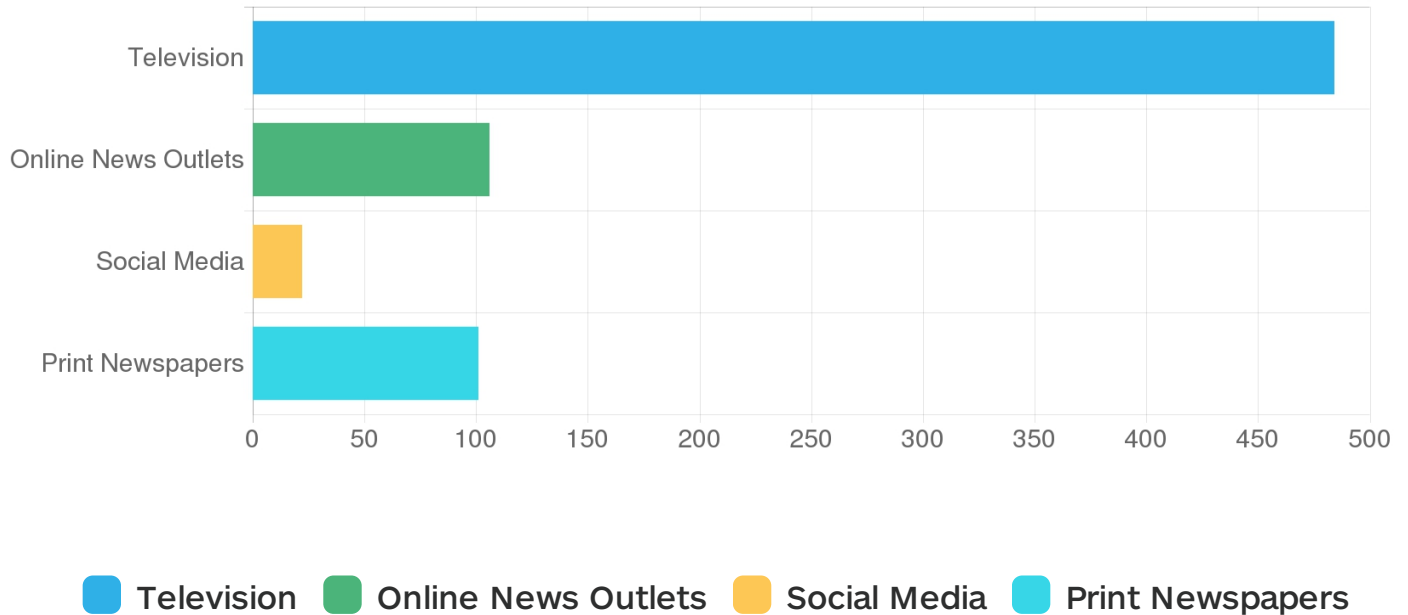
Attribute	Overall Count	Overall %
Federal Government	463	64.99%
State Government	92	12.91%
Not Sure	121	16.92%
Do not believe stronger reg is needed	37	5.19%
Total	712	100%

# KY Family Policy 1.9.19

Topline • 01.17.2019 - 01.17.2019

## Q20. News Source:

Thinking about how you get your news, which of the following would you say you prefer most for getting news?



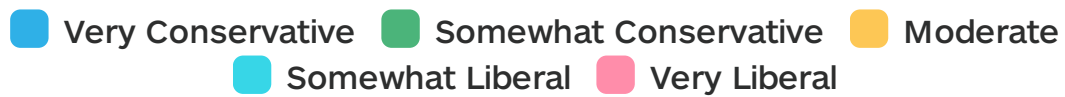
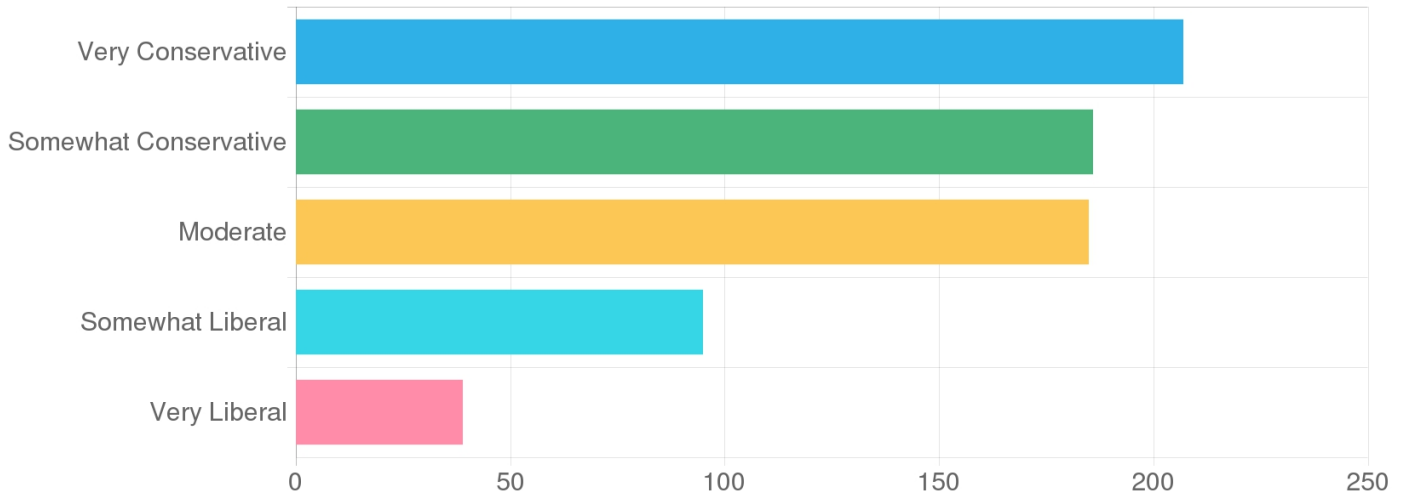
Attribute	Overall Count	Overall %
Television	484	67.96%
Online News Outlets	106	14.87%
Social Media	22	3.05%
Print Newspapers	101	14.11%
Total	712	100%

# KY Family Policy 1.9.19

Topline • 01.17.2019 - 01.17.2019

## Q21. Ideology:

Do you consider yourself to be Very Conservative, Somewhat Conservative, Moderate, Somewhat Liberal or Very Liberal?



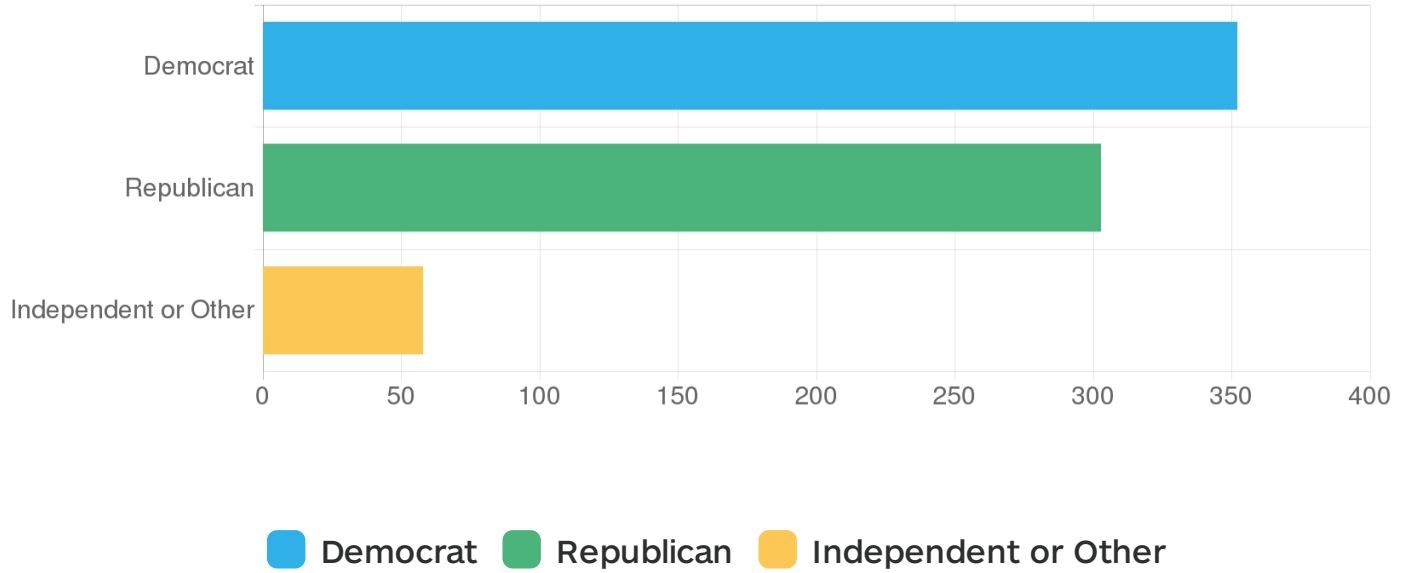
Attribute	Overall Count	Overall %
Very Conservative	207	29.08%
Somewhat Conservative	186	26.07%
Moderate	185	26.02%
Somewhat Liberal	95	13.34%
Very Liberal	39	5.5%
Total	712	100%

# KY Family Policy 1.9.19

Topline • 01.17.2019 - 01.17.2019

## Q22. Party:

Do you consider yourself a Democrat, a Republican or an Independent?



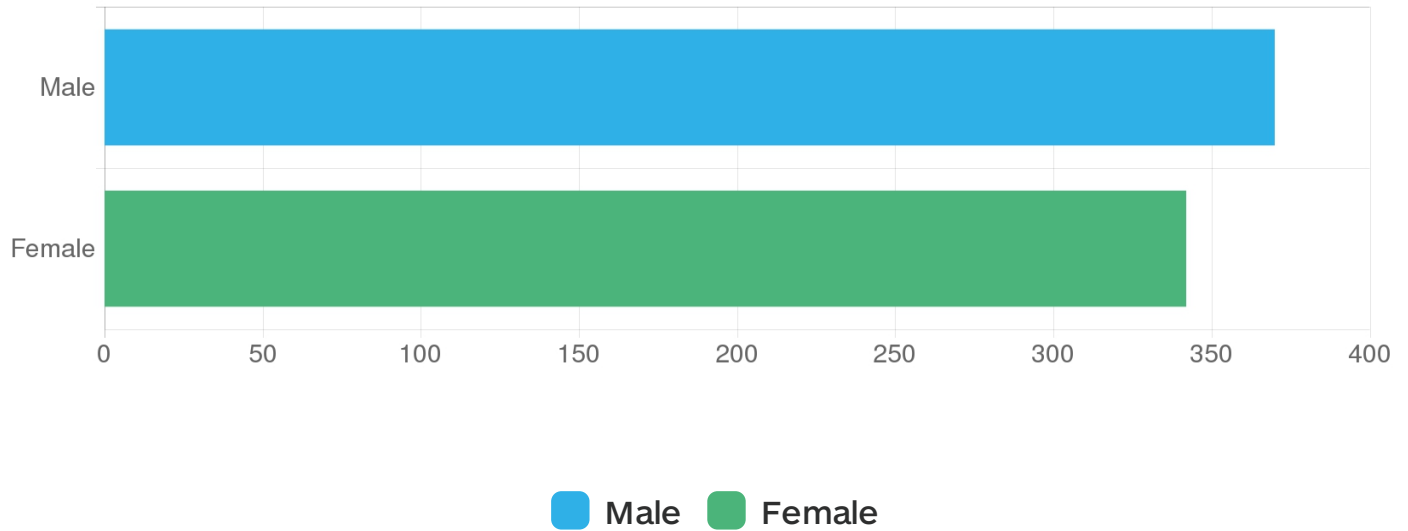
Attribute	Overall Count	Overall %
Democrat	352	49.38%
Republican	303	42.51%
Independent or Other	58	8.11%
Total	712	100%

# KY Family Policy 1.9.19

Topline • 01.17.2019 - 01.17.2019

## Q23. Gender:

What is your gender?



Attribute	Overall Count	Overall %
Male	370	52%
Female	342	48%
Total	712	100%

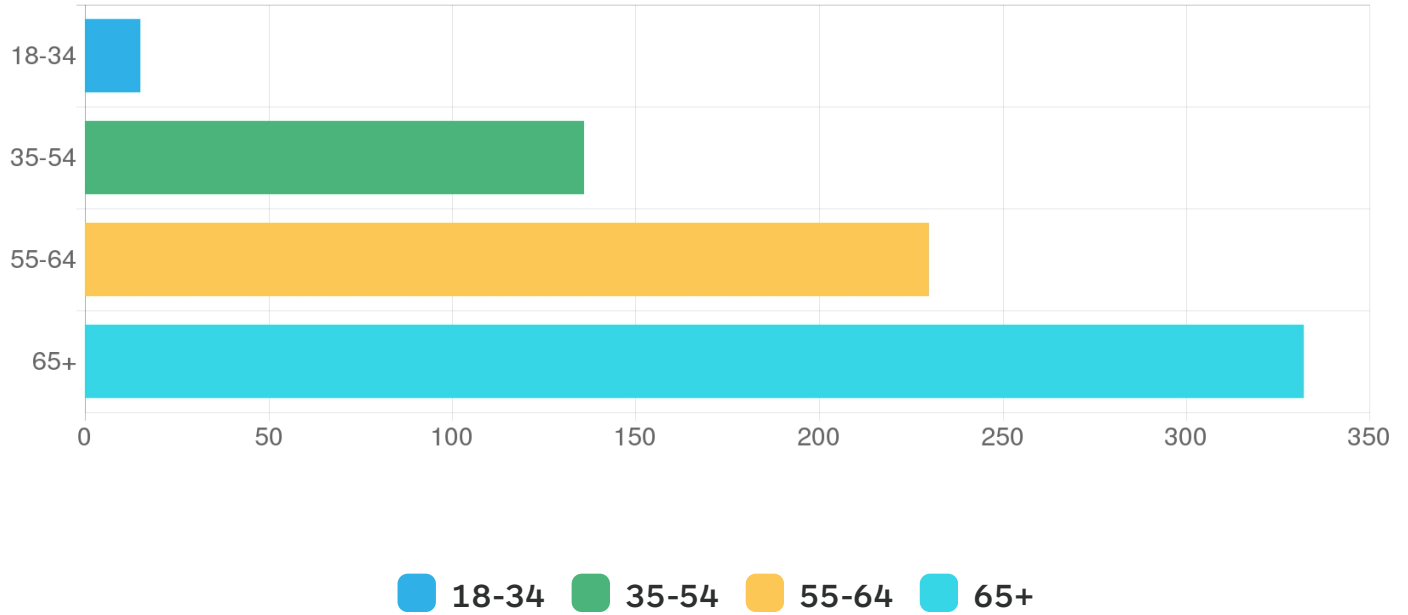


# KY Family Policy 1.9.19

Topline • 01.17.2019 - 01.17.2019

## Q24. Age:

What is your age? Are you\2026



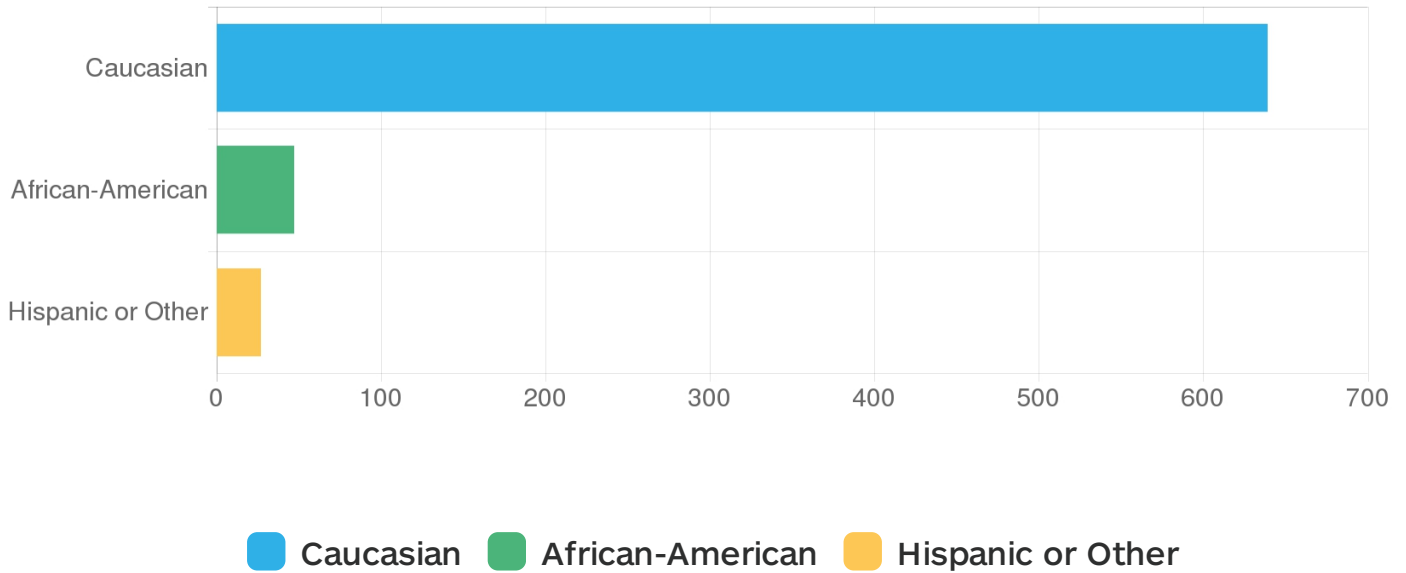
Attribute	Overall Count	Overall %
18-34	15	2.04%
35-54	136	19.06%
55-64	230	32.26%
65+	332	46.63%
Total	712	100%

# KY Family Policy 1.9.19

Topline • 01.17.2019 - 01.17.2019

## Q25. Ethnicity:

What is your ethnicity? Are you\u2026

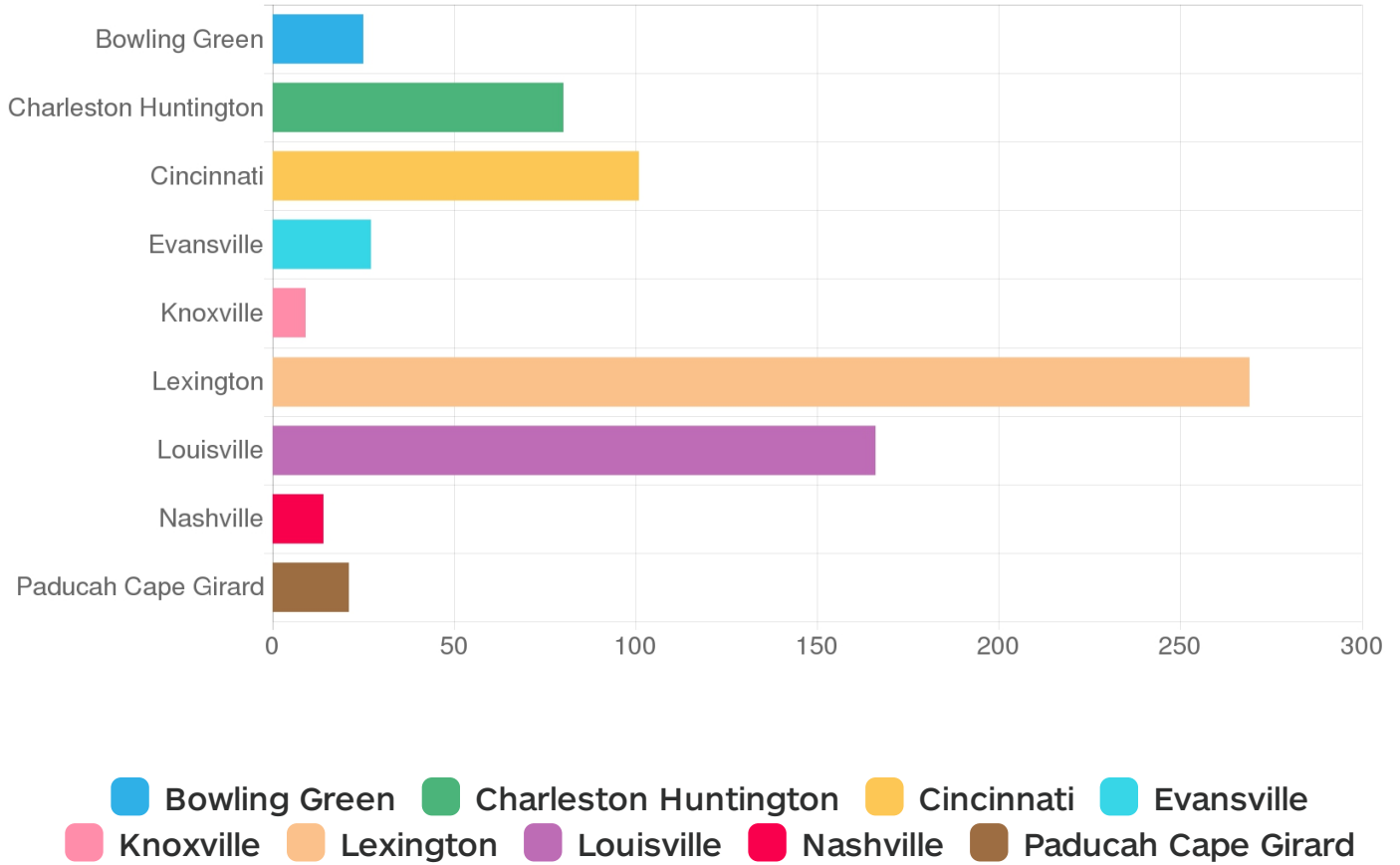


Attribute	Overall Count	Overall %
Caucasian	639	89.63%
African-American	47	6.64%
Hispanic or Other	27	3.73%
Total	712	100%

# KY Family Policy 1.9.19

Topline • 01.17.2019 - 01.17.2019

## Q26. DMA: Residential DMA.



Attribute	Overall Count	Overall %
Bowling Green	25	3.49%
Charleston Huntington	80	11.3%
Cincinnati	101	14.18%
Evansville	27	3.76%
Knoxville	9	1.29%
Lexington	269	37.7%
Louisville	166	23.35%
Nashville	14	1.97%
Paducah Cape Girard	21	2.96%

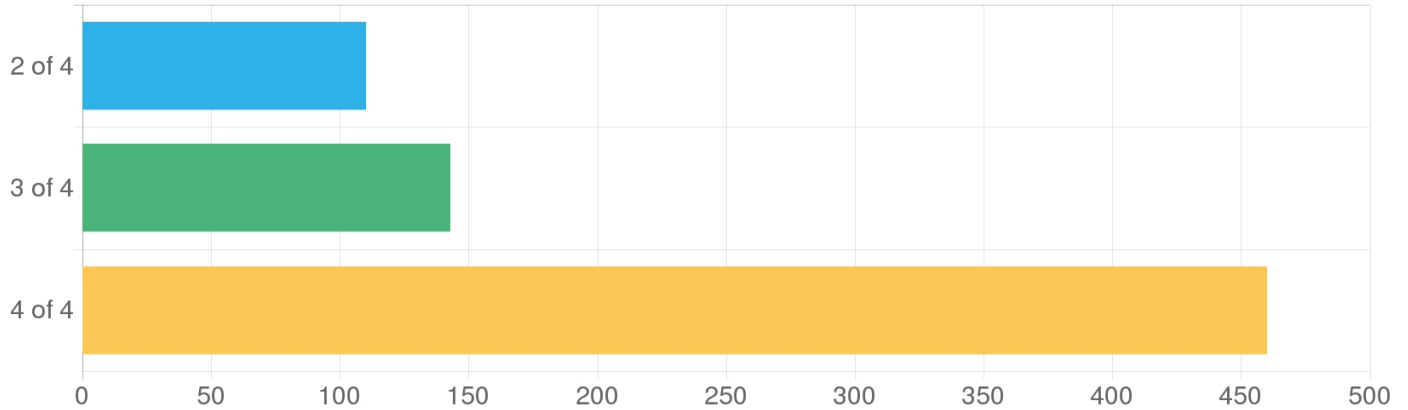
Attribute	Overall Count	Overall %
Total	712	100%

# KY Family Policy 1.9.19

Topline • 01.17.2019 - 01.17.2019

## Q27. Vote History:

From file.



2 of 4 3 of 4 4 of 4

Attribute	Overall Count	Overall %
2 of 4	110	15.39%
3 of 4	143	20.05%
4 of 4	460	64.56%
Total	712	100%